

**Key performance indicators [KPIs] and
service level targets**

**PSD2 XS2A dedicated interface and
Direct Channels**

Period 01/07/2020 – 30/09/2020

**Ključni pokazatelji uspješnosti [KPI] i
razine usluga**

**PSD2 XS2A namjensko sučelje i
direktni kanali**

Razdoblje 01/07/2020 – 30/09/2020

Table of Contents

1.	Description of terms / Opis pojmova	3
1.1.	PSD2 terms / PSD2 pojmovi.....	3
1.2.	Key Performance indicators / Ključni indikatori učinkovitosti.....	3
1.3.	Channels / Kanali.....	4
2.	Daily Availability - PSD2 API / Dnevna dostupnost PSD2 API.....	5
2.1.	PSD2 API daily statistics / PSD2 API dnevna statistika	6
3.	Daily Availability – Digical Mobile / Dnevna dostupnost Digical Mobile	8
3.1.	Digical Mobile daily statistics / Digical Mobile dnevna statistika.....	9
4.	Daily Availability – Digical / Dnevna dostupnost Digical	11
4.1.	Digical daily statistics / Digical dnevna statistika	12
5.	Daily Availability – Com@net / Dnevna dostupnost Com@net.....	14
5.1.	Com@net daily statistics / Com@net dnevna statistika	15
6.	Daily Availability - Digi4Biz Mobile / Dnevna dostupnost Digi4Biz Mobile	17
6.1.	Digi4Biz Mobile daily statistics / Digi4Biz Mobile dnevna statistika.....	18
7.	Daily Availability - Digi4Biz / Dnevna dostupnost Digi4Biz.....	20
7.1.	Digi4Biz Daily statistics / Digi4Biz dnevna statistika.....	21
8.	PIS Monthly – from daily average / PIS mjesečne vrijednosti – na osnovu dnevnih pokazatelja	23
9.	AIS Monthly – from daily average / AIS mjesečne vrijednosti – na osnovu dnevnih pokazatelja	23
10.	Monthly Error Rate - from daily average / Mjesečna stopa grešaka – na osnovu dnevnih pokazatelja	23
11.	Daily average response time in ms / Prosječno dnevno vrijeme odziva u ms...24	

1. Description of terms / Opis pojmova

1.1. PSD2 terms / PSD2 pojmovi

AIS (Account Information Service) - Usluga pružanja informacije po računu

PIS (Payment Initiation Service) - Usluga iniciranja plaćanja

CoF (Confirmation of Funds) - Usluga dostavljanja potvrde o dostupnosti sredstava

1.2. Key Performance indicators / Ključni indikatori učinkovitosti

Praćenje performansi PSD2 i klijentskog on line sučelja provodi se na osnovu sljedećih ključnih indikatora:

Indicattor/Indikator	Description/Opis
DailyUptime / Vrijeme rada tijekom dana	Daily uptime for all interfaces, expressed as a percentage. Vrijeme rada tijekom dana, izraženo u postotku, za sva sučelja.
DailyDowntime / Vrijeme izvan funkcije	Daily downtime for all interfaces, expressed as percentage. Vrijeme izvan funkcije tijekom dana, izraženo u postotku, za sva sučelja.
PIS average daily response time / PIS prosječno dnevno vrijeme odziva	Average daily response time, in milliseconds, for the payment initiation service Prosječno dnevno vrijeme, izraženo u milisekundama, za uslugu iniciranja plaćanja
AIS average daily response time / AIS prosječno dnevno vrijeme odziva	Average daily response time, in milliseconds, for the account information service Prosječno dnevno vrijeme, izraženo u milisekundama, za uslugu pružanja informacije po računu
COF daily average response time / COF prosječno dnevno vrijeme odziva	Average daily response time, in milliseconds, for the confirmation of funds. Prosječno dnevno vrijeme, izraženo u milisekundama, za uslugu pružanja informacije o raspoloživosti sredstava
Dnevna stopa grešaka / DailyErrorRate	Percentage of service initiation errors (AIS, PIS, COF) relative to the total number of service initiations per day. Calculation is based only on errors caused by the account servicing payment service provider's fault. Postotak greška kod iniciranja usluge (AIS, PIS, COF) u odnosu na ukupan broj iniciranja usluga u danu. U izračun se uzimaju samo pogreške za koje je odgovoran pružatelj platnih usluga koji vodi račun.

1.3. Channels / Kanali

PSD2 API – namjensko sučelje za pristup računu (XS2A) u svrhu obavljanja usluga informacije o računu, iniciranja plaćanja i potvrde o dostupnosti sredstava.

Digical Mobile – PBZ mobile banking solution for retail clients / PBZ mobilno bankarstvo za potrošače

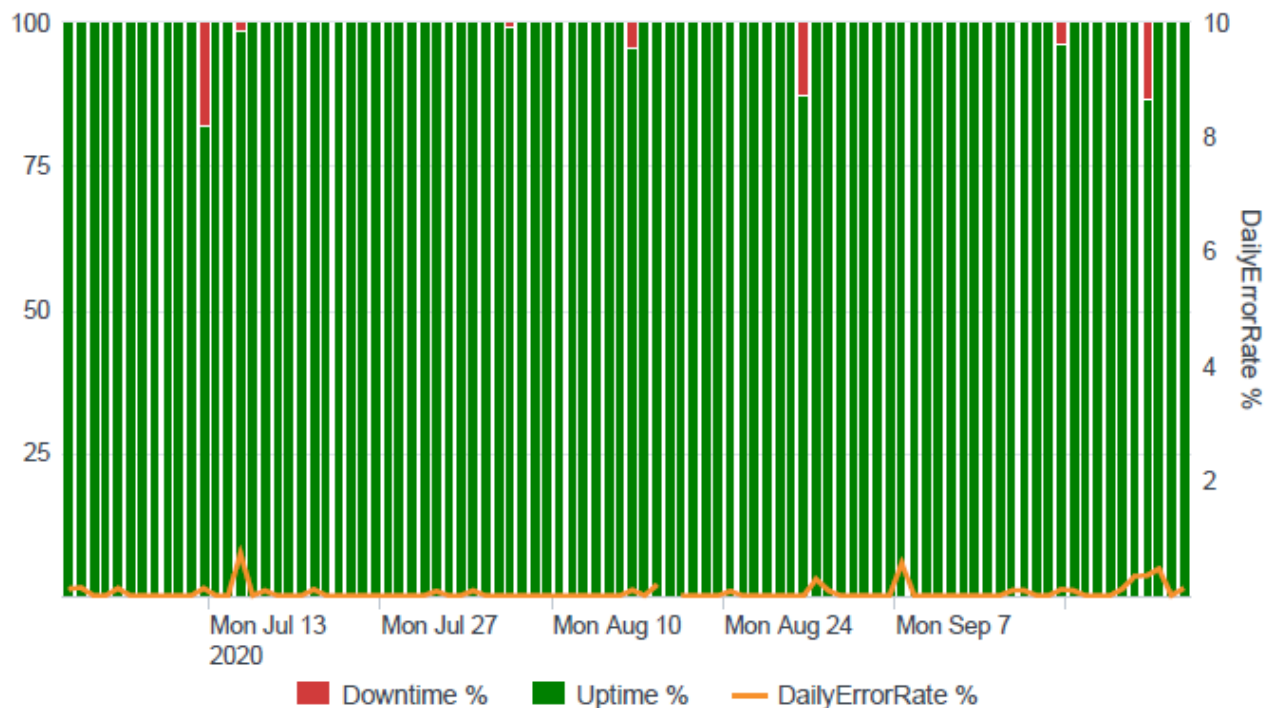
Digical – PBZ internet banking for retail clients / PBZ internetsko bankarstvo za potrošače

Com@net – PBZ internet banking for corporate clients / PBZ internetsko bankarstvo za poslovne subjekte

Digi4Biz Mobile - Digital mobile banking solution for entrepreneurs / PBZ mobilno bankarstvo za poduzetnike

Digi4Biz – PBZ internet banking for entrepreneurs / PBZ digitalno bankarstvo za poduzetnike

2. Daily Availability - PSD2 API / Dnevna dostupnost PSD2 API

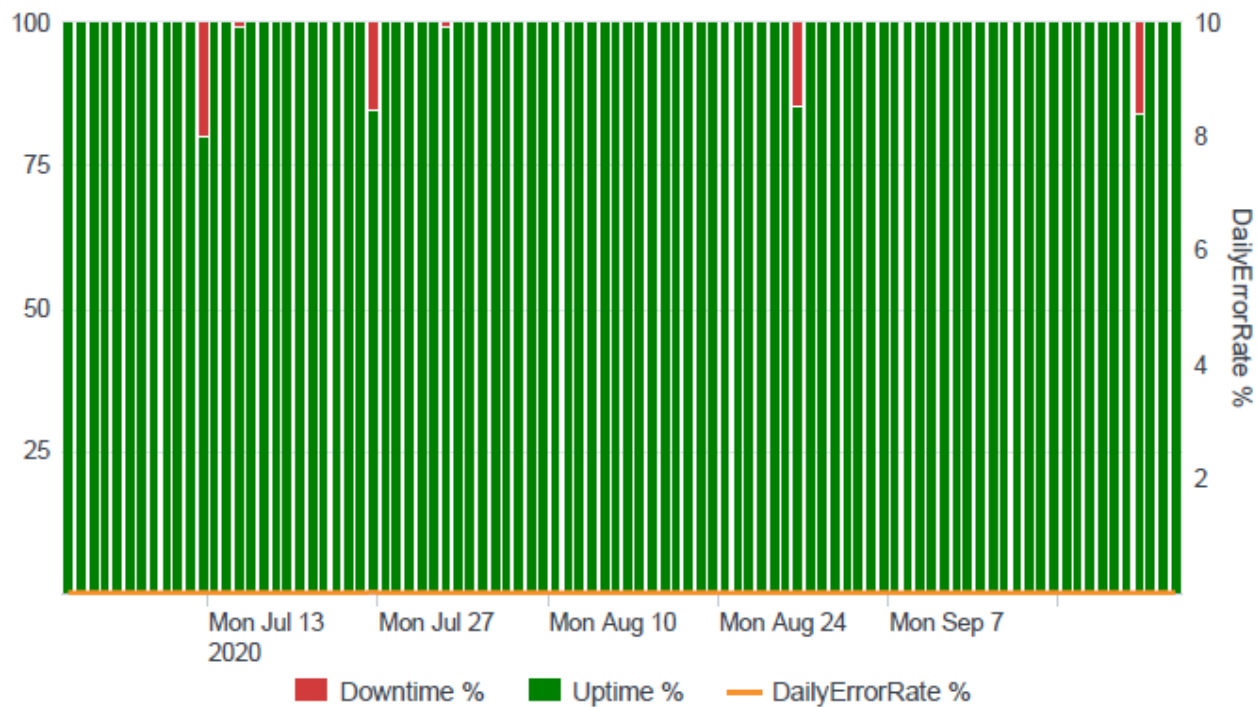


2.1. PSD2 API daily statistics / PSD2 API dnevna statistika

Datum	Application	DailyUptime (%)	DailyDowntime (%)	PIS (ms)	AIS (ms)	COF (ms)	DailyErrorRate
2020-09-30	PSD2 API	100.00	0.00	1622.51	685.11		0.13
2020-09-29	PSD2 API	100.00	0.00	1479.98	705.37		0.00
2020-09-28	PSD2 API	100.00	0.00	1529.23	1183.71	1301.75	0.47
2020-09-27	PSD2 API	86.74	13.26	1499.12	588.20		0.35
2020-09-26	PSD2 API	100.00	0.00	1388.34	589.07		0.34
2020-09-25	PSD2 API	100.00	0.00	1162.82	570.23		0.12
2020-09-24	PSD2 API	99.86	0.14	610.62	721.58		0.00
2020-09-23	PSD2 API	100.00	0.00	543.71	538.95		0.00
2020-09-22	PSD2 API	100.00	0.00	482.36	533.33		0.00
2020-09-21	PSD2 API	100.00	0.00	635.55	540.72		0.09
2020-09-20	PSD2 API	96.67	3.33	452.28	557.23		0.11
2020-09-19	PSD2 API	100.00	0.00	615.76	514.64		0.00
2020-09-18	PSD2 API	100.00	0.00	586.81	550.58		0.00
2020-09-17	PSD2 API	100.00	0.00		549.39		0.09
2020-09-16	PSD2 API	100.00	0.00	440.20	575.07		0.09
2020-09-15	PSD2 API	100.00	0.00	614.40	690.35		0.00
2020-09-14	PSD2 API	100.00	0.00	505.66	713.36		0.00
2020-09-13	PSD2 API	100.00	0.00	521.42	719.38		0.00
2020-09-12	PSD2 API	100.00	0.00	541.17	734.18		0.00
2020-09-11	PSD2 API	99.93	0.07	466.01	695.11		0.00
2020-09-10	PSD2 API	100.00	0.00	469.94	761.08		0.00
2020-09-09	PSD2 API	100.00	0.00	495.92	652.60		0.00
2020-09-08	PSD2 API	100.00	0.00	535.32	717.52		0.00
2020-09-07	PSD2 API	100.00	0.00	595.29	796.39		0.57
2020-09-06	PSD2 API	100.00	0.00		741.41		0.00
2020-09-05	PSD2 API	100.00	0.00	600.71	676.48		0.00
2020-09-04	PSD2 API	100.00	0.00	567.83	678.78		0.00
2020-09-03	PSD2 API	100.00	0.00	409.57	749.45		0.00
2020-09-02	PSD2 API	100.00	0.00	648.59	560.79		0.00
2020-09-01	PSD2 API	100.00	0.00	604.00	558.50		0.09
2020-08-31	PSD2 API	100.00	0.00	550.17	739.60		0.29
2020-08-30	PSD2 API	87.64	12.36		537.16		0.00
2020-08-29	PSD2 API	100.00	0.00	771.62	525.64		0.00
2020-08-28	PSD2 API	100.00	0.00	428.65	557.44		0.00
2020-08-27	PSD2 API	100.00	0.00	535.93	527.74		0.00
2020-08-26	PSD2 API	100.00	0.00	663.55	534.14		0.00
2020-08-25	PSD2 API	100.00	0.00	533.60	548.21		0.00
2020-08-24	PSD2 API	100.00	0.00	516.95	552.99		0.08
2020-08-23	PSD2 API	100.00	0.00	860.71	516.60		0.00
2020-08-22	PSD2 API	100.00	0.00	583.75	529.24		0.00
2020-08-21	PSD2 API	100.00	0.00	521.16	533.70		0.00
2020-08-20	PSD2 API	100.00	0.00		530.52		0.00
2020-08-19	PSD2 API	100.00	0.00				
2020-08-18	PSD2 API	100.00	0.00		571.66		0.19
2020-08-17	PSD2 API	100.00	0.00	343.00	577.31		0.00
2020-08-16	PSD2 API	95.83	4.17	897.50	544.17		0.10
2020-08-15	PSD2 API	100.00	0.00	271.00	525.31		0.00
2020-08-14	PSD2 API	100.00	0.00	540.35	555.17		0.00
2020-08-13	PSD2 API	100.00	0.00	850.21	521.36		0.00
2020-08-12	PSD2 API	100.00	0.00	576.25	522.60		0.00
2020-08-11	PSD2 API	100.00	0.00		523.01		0.00

Datum	Application	DailyUptime (%)	DailyDowntime (%)	PIS (ms)	AIS (ms)	COF (ms)	DailyErrorRate
2020-08-10	PSD2 API	99.93	0.07	628.50	524.14		0.00
2020-08-09	PSD2 API	100.00	0.00	435.64	492.05		0.00
2020-08-08	PSD2 API	100.00	0.00	577.86	494.90		0.00
2020-08-07	PSD2 API	100.00	0.00	391.95	505.93		0.00
2020-08-06	PSD2 API	99.72	0.28	564.75	526.42		0.00
2020-08-05	PSD2 API	100.00	0.00		497.69		0.00
2020-08-04	PSD2 API	100.00	0.00	627.70	518.32		0.00
2020-08-03	PSD2 API	100.00	0.00		515.04		0.09
2020-08-02	PSD2 API	100.00	0.00	378.74	497.74		0.00
2020-08-01	PSD2 API	100.00	0.00	339.14	492.05		0.00
2020-07-31	PSD2 API	100.00	0.00	452.61	522.06		0.08
2020-07-30	PSD2 API	100.00	0.00	369.89	508.35		0.00
2020-07-29	PSD2 API	100.00	0.00	387.41	505.44		0.00
2020-07-28	PSD2 API	100.00	0.00	422.95	503.08		0.00
2020-07-27	PSD2 API	100.00	0.00	404.75	507.40		0.00
2020-07-26	PSD2 API	100.00	0.00	541.62	497.18		0.00
2020-07-25	PSD2 API	100.00	0.00	580.50	493.84		0.00
2020-07-24	PSD2 API	100.00	0.00	623.50	513.51		0.00
2020-07-23	PSD2 API	100.00	0.00	477.50	514.17		0.00
2020-07-22	PSD2 API	99.93	0.07	401.25	510.26		0.00
2020-07-21	PSD2 API	100.00	0.00	615.70	516.66		0.11
2020-07-20	PSD2 API	100.00	0.00	578.06	523.80		0.00
2020-07-19	PSD2 API	100.00	0.00	483.35	487.22		0.00
2020-07-18	PSD2 API	100.00	0.00	507.09	493.22		0.00
2020-07-17	PSD2 API	100.00	0.00	516.61	517.32		0.09
2020-07-16	PSD2 API	100.00	0.00	504.79	525.29		0.00
2020-07-15	PSD2 API	99.03	0.97	484.64	548.71		0.74
2020-07-14	PSD2 API	100.00	0.00	332.97	541.35		0.00
2020-07-13	PSD2 API	100.00	0.00	562.07	544.96		0.00
2020-07-12	PSD2 API	82.08	17.92	1106.86	508.28		0.13
2020-07-11	PSD2 API	100.00	0.00	618.80	470.25		0.00
2020-07-10	PSD2 API	100.00	0.00	790.00	501.55		0.00
2020-07-09	PSD2 API	100.00	0.00		506.95		0.00
2020-07-08	PSD2 API	100.00	0.00	558.43	486.71		0.00
2020-07-07	PSD2 API	100.00	0.00	563.64	502.68		0.00
2020-07-06	PSD2 API	99.93	0.07	473.75	495.07		0.00
2020-07-05	PSD2 API	100.00	0.00	545.70	461.12		0.13
2020-07-04	PSD2 API	100.00	0.00	606.29	467.23		0.00
2020-07-03	PSD2 API	100.00	0.00		476.21		0.00
2020-07-02	PSD2 API	100.00	0.00	1110.06	504.62		0.14
2020-07-01	PSD2 API	100.00	0.00	1788.00	574.55		0.12

3. Daily Availability – Digical Mobile / Dnevna dostupnost Digical Mobile

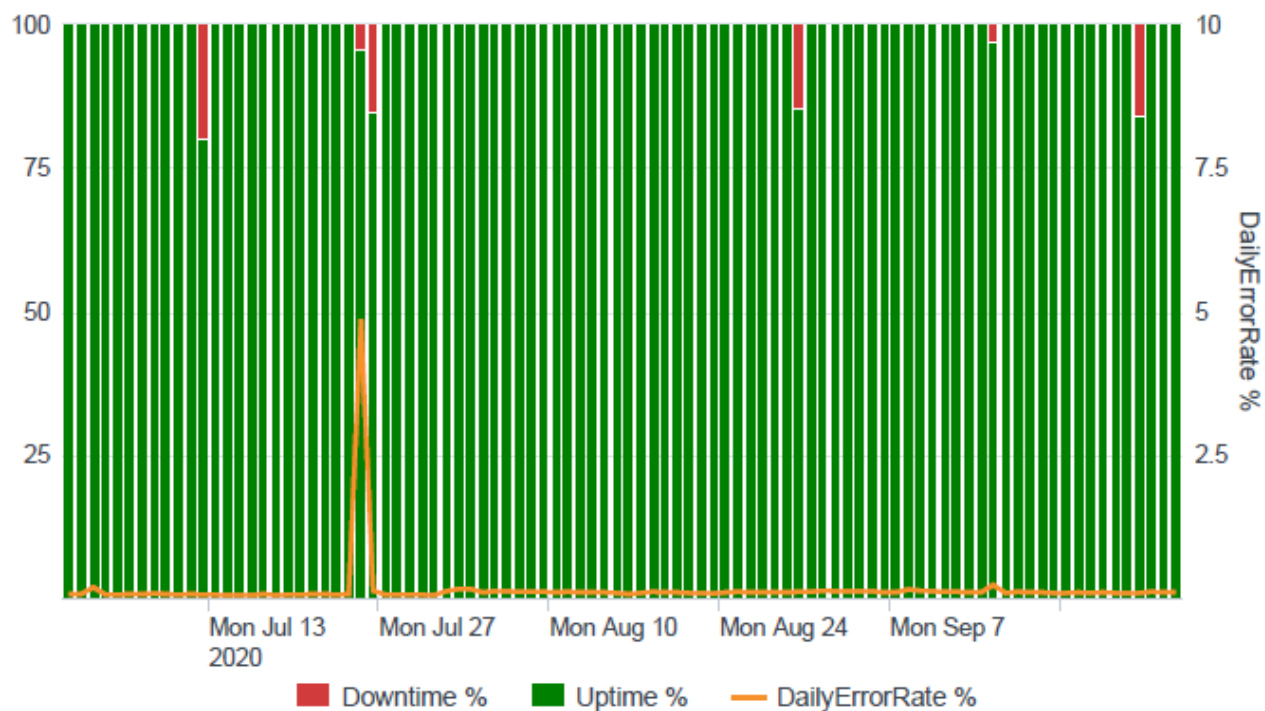


3.1. Digical Mobile daily statistics / Digical Mobile dnevna statistika

Datum	Application	DailyUptime (%)	DailyDowntime (%)	PIS(ms)	AIS(ms)	DailyErrorRate
2020-09-30	Digical:Mobile	100.00	0.00	2863.20	927.11	0.001
2020-09-29	Digical:Mobile	100.00	0.00	2888.03	942.98	0.001
2020-09-28	Digical:Mobile	100.00	0.00	2902.75	942.99	0.001
2020-09-27	Digical:Mobile	84.03	15.97	2531.38	818.37	0.000
2020-09-26	Digical:Mobile	100.00	0.00	2501.95	837.46	0.000
2020-09-25	Digical:Mobile	100.00	0.00	2845.20	900.93	0.001
2020-09-24	Digical:Mobile	100.00	0.00	2817.55	906.52	0.001
2020-09-23	Digical:Mobile	100.00	0.00	2876.54	914.87	0.001
2020-09-22	Digical:Mobile	100.00	0.00	2930.70	931.04	0.000
2020-09-21	Digical:Mobile	100.00	0.00	3009.12	948.20	0.001
2020-09-20	Digical:Mobile	100.00	0.00	2651.09	839.29	0.000
2020-09-19	Digical:Mobile	100.00	0.00	2584.49	835.23	0.000
2020-09-18	Digical:Mobile	100.00	0.00	2965.17	936.48	0.001
2020-09-17	Digical:Mobile	100.00	0.00	3003.14	939.65	0.001
2020-09-16	Digical:Mobile	100.00	0.00	3105.44	962.29	0.001
2020-09-15	Digical:Mobile	99.86	0.14	3801.81	1196.64	0.000
2020-09-14	Digical:Mobile	100.00	0.00	3249.89	1022.20	0.000
2020-09-13	Digical:Mobile	100.00	0.00	2694.07	858.58	0.000
2020-09-12	Digical:Mobile	100.00	0.00	2608.82	854.03	0.000
2020-09-11	Digical:Mobile	100.00	0.00	2983.71	958.33	0.001
2020-09-10	Digical:Mobile	100.00	0.00	3063.16	978.07	0.000
2020-09-09	Digical:Mobile	100.00	0.00	2960.56	954.56	0.001
2020-09-08	Digical:Mobile	100.00	0.00	2983.62	961.29	0.000
2020-09-07	Digical:Mobile	100.00	0.00	2969.46	980.52	0.001
2020-09-06	Digical:Mobile	100.00	0.00	2499.01	838.40	0.000
2020-09-05	Digical:Mobile	100.00	0.00	2500.11	849.72	0.000
2020-09-04	Digical:Mobile	100.00	0.00	2885.47	962.95	0.001
2020-09-03	Digical:Mobile	100.00	0.00	2791.37	923.60	0.001
2020-09-02	Digical:Mobile	100.00	0.00	2775.50	913.18	0.000
2020-09-01	Digical:Mobile	100.00	0.00	2884.65	936.87	0.001
2020-08-31	Digical:Mobile	100.00	0.00	2922.27	939.42	0.000
2020-08-30	Digical:Mobile	85.83	14.17	2457.83	807.97	0.000
2020-08-29	Digical:Mobile	100.00	0.00	2442.60	815.95	0.000
2020-08-28	Digical:Mobile	100.00	0.00	2760.38	901.55	0.001
2020-08-27	Digical:Mobile	100.00	0.00	2759.70	906.41	0.001
2020-08-26	Digical:Mobile	100.00	0.00	2785.41	915.95	0.001
2020-08-25	Digical:Mobile	100.00	0.00	2811.53	912.35	0.001
2020-08-24	Digical:Mobile	100.00	0.00	2852.72	912.51	0.000
2020-08-23	Digical:Mobile	100.00	0.00	2545.72	820.87	0.000
2020-08-22	Digical:Mobile	100.00	0.00	2526.27	835.16	0.000
2020-08-21	Digical:Mobile	100.00	0.00	2805.58	900.36	0.001
2020-08-20	Digical:Mobile	100.00	0.00	2844.37	922.26	0.000
2020-08-19	Digical:Mobile	100.00	0.00	2920.32	912.12	0.001
2020-08-18	Digical:Mobile	100.00	0.00	2972.35	923.01	0.001
2020-08-17	Digical:Mobile	100.00	0.00	3068.57	951.34	0.001
2020-08-16	Digical:Mobile	100.00	0.00	2615.01	818.32	0.000
2020-08-15	Digical:Mobile	100.00	0.00	2621.64	828.58	0.000
2020-08-14	Digical:Mobile	100.00	0.00	3048.50	957.39	0.000

Datum	Application	DailyUptime (%)	DailyDowntime (%)	PIS(ms)	AIS(ms)	DailyErrorRate
2020-08-13	Digical:Mobile	100.00	0.00	2864.35	914.48	0.001
2020-08-12	Digical:Mobile	100.00	0.00	2888.64	922.32	0.000
2020-08-11	Digical:Mobile	100.00	0.00	2899.12	933.14	0.000
2020-08-10	Digical:Mobile	100.00	0.00	3062.08	981.99	0.001
2020-08-09	Digical:Mobile	100.00	0.00	2529.07	835.47	0.000
2020-08-08	Digical:Mobile	100.00	0.00	2492.45	841.10	0.000
2020-08-07	Digical:Mobile	100.00	0.00	2883.88	945.16	0.000
2020-08-06	Digical:Mobile	100.00	0.00	2757.76	906.17	0.000
2020-08-05	Digical:Mobile	100.00	0.00	2475.53	825.74	0.000
2020-08-04	Digical:Mobile	100.00	0.00	2750.91	907.36	0.000
2020-08-03	Digical:Mobile	100.00	0.00	2824.32	920.84	0.000
2020-08-02	Digical:Mobile	100.00	0.00	2440.65	815.98	0.000
2020-08-01	Digical:Mobile	99.58	0.42	2431.18	810.25	0.001
2020-07-31	Digical:Mobile	100.00	0.00	2589.05	827.29	0.001
2020-07-30	Digical:Mobile	100.00	0.00	2596.52	847.61	0.001
2020-07-29	Digical:Mobile	100.00	0.00	2519.71	824.32	0.001
2020-07-28	Digical:Mobile	100.00	0.00	2563.34	831.02	0.001
2020-07-27	Digical:Mobile	100.00	0.00	2639.51	847.05	0.001
2020-07-26	Digical:Mobile	84.93	15.07	2443.51	802.86	0.005
2020-07-25	Digical:Mobile	100.00	0.00	2574.51	1014.02	0.002
2020-07-24	Digical:Mobile	100.00	0.00	2595.76	874.81	0.001
2020-07-23	Digical:Mobile	100.00	0.00	2615.85	841.93	0.001
2020-07-22	Digical:Mobile	100.00	0.00	2650.29	838.42	0.001
2020-07-21	Digical:Mobile	100.00	0.00	2691.32	843.92	0.000
2020-07-20	Digical:Mobile	100.00	0.00	2822.93	869.46	0.001
2020-07-19	Digical:Mobile	100.00	0.00	2514.01	779.83	0.000
2020-07-18	Digical:Mobile	100.00	0.00	2501.70	786.56	0.001
2020-07-17	Digical:Mobile	100.00	0.00	2794.82	854.16	0.001
2020-07-16	Digical:Mobile	100.00	0.00	2819.94	857.10	0.000
2020-07-15	Digical:Mobile	99.65	0.35	2961.27	894.66	0.001
2020-07-14	Digical:Mobile	100.00	0.00	2849.21	874.12	0.000
2020-07-13	Digical:Mobile	100.00	0.00	2836.88	873.18	0.000
2020-07-12	Digical:Mobile	80.56	19.44	2420.01	761.11	0.000
2020-07-11	Digical:Mobile	100.00	0.00	5148.13	771.21	0.000
2020-07-10	Digical:Mobile	100.00	0.00	2868.98	905.33	0.000
2020-07-09	Digical:Mobile	100.00	0.00	2762.77	875.52	0.000
2020-07-08	Digical:Mobile	100.00	0.00	2717.87	865.71	0.001
2020-07-07	Digical:Mobile	100.00	0.00	2718.08	868.49	0.000
2020-07-06	Digical:Mobile	100.00	0.00	2681.21	859.94	0.001
2020-07-05	Digical:Mobile	100.00	0.00	2330.60	780.03	0.000
2020-07-04	Digical:Mobile	100.00	0.00	2335.80	798.17	0.000
2020-07-03	Digical:Mobile	100.00	0.00	2618.66	854.58	0.001
2020-07-02	Digical:Mobile	100.00	0.00	2555.45	829.96	0.001
2020-07-01	Digical:Mobile	100.00	0.00	2645.57	847.14	0.001

4. Daily Availability – Digital / Dnevna dostupnost Digital

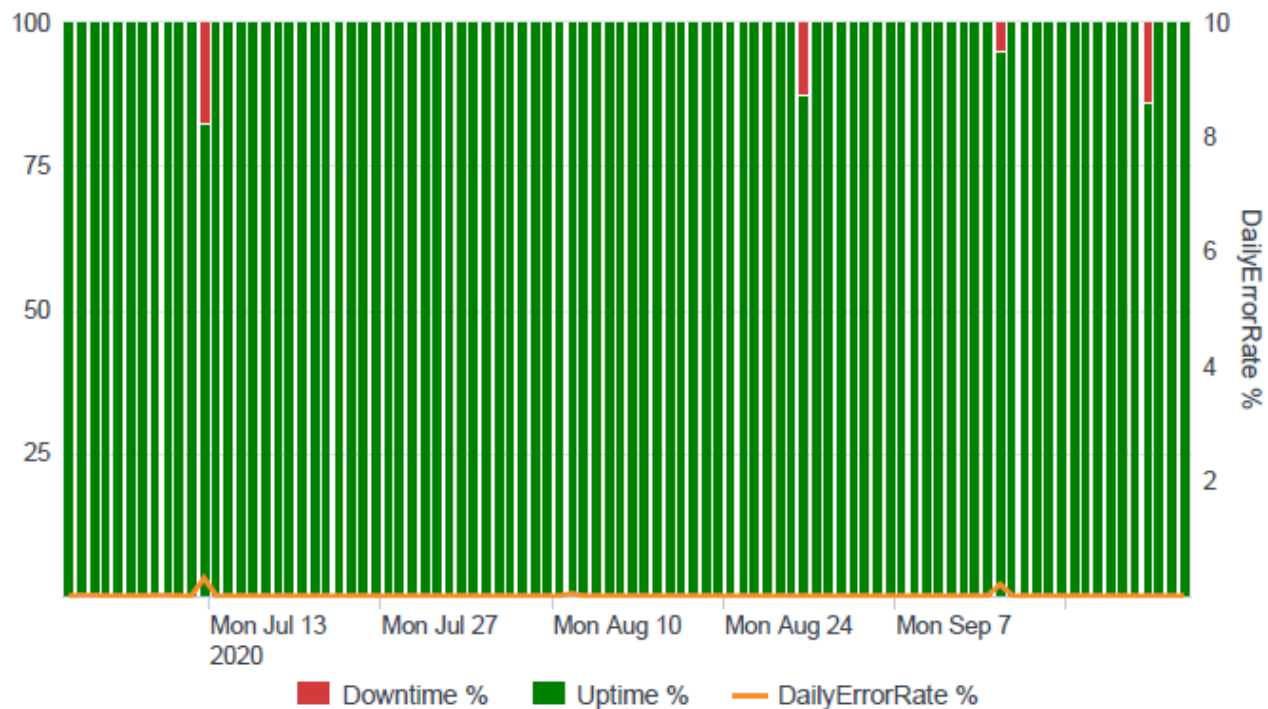


4.1. Digical daily statistics / Digical dnevna statistika

Datum	Application	DailyUptime (5)	DailyDowntime (%)	PIS (ms)	AIS (ms)	DailyErrorRate
2020-09-30	Digical	100.00	0.00	1556.83	996.14	0.09
2020-09-29	Digical	100.00	0.00	1521.07	963.96	0.09
2020-09-28	Digical	100.00	0.00	1523.47	1046.39	0.10
2020-09-27	Digical	84.03	15.97	1335.71	859.93	0.08
2020-09-26	Digical	100.00	0.00	1343.76	825.01	0.08
2020-09-25	Digical	100.00	0.00	1531.86	964.78	0.08
2020-09-24	Digical	100.00	0.00	1526.59	949.00	0.09
2020-09-23	Digical	100.00	0.00	1523.06	975.48	0.08
2020-09-22	Digical	100.00	0.00	1513.10	993.70	0.09
2020-09-21	Digical	100.00	0.00	1583.68	987.71	0.08
2020-09-20	Digical	100.00	0.00	1381.23	854.19	0.08
2020-09-19	Digical	100.00	0.00	1365.27	862.14	0.09
2020-09-18	Digical	100.00	0.00	1586.98	989.53	0.09
2020-09-17	Digical	100.00	0.00	1606.39	1059.08	0.10
2020-09-16	Digical	100.00	0.00	1641.26	1057.42	0.08
2020-09-15	Digical	97.50	2.50	2126.82	1653.07	0.22
2020-09-14	Digical	100.00	0.00	1591.35	1073.81	0.09
2020-09-13	Digical	100.00	0.00	1347.13	924.37	0.09
2020-09-12	Digical	100.00	0.00	1355.03	1090.18	0.10
2020-09-11	Digical	100.00	0.00	1539.83	1030.57	0.10
2020-09-10	Digical	100.00	0.00	1591.52	1045.33	0.11
2020-09-09	Digical	100.00	0.00	1507.33	1013.09	0.12
2020-09-08	Digical	100.00	0.00	1556.36	1023.92	0.14
2020-09-07	Digical	100.00	0.00	1514.07	1016.42	0.09
2020-09-06	Digical	100.00	0.00	1328.27	829.24	0.09
2020-09-05	Digical	100.00	0.00	1307.06	837.78	0.11
2020-09-04	Digical	100.00	0.00	1493.44	1023.18	0.11
2020-09-03	Digical	100.00	0.00	1468.36	992.01	0.11
2020-09-02	Digical	100.00	0.00	1487.77	955.57	0.11
2020-09-01	Digical	100.00	0.00	1532.00	999.47	0.12
2020-08-31	Digical	100.00	0.00	1537.64	1009.90	0.10
2020-08-30	Digical	85.83	14.17	1286.16	821.99	0.10
2020-08-29	Digical	100.00	0.00	1318.66	866.10	0.09
2020-08-28	Digical	100.00	0.00	1513.94	939.58	0.09
2020-08-27	Digical	100.00	0.00	1470.64	942.39	0.09
2020-08-26	Digical	100.00	0.00	1484.57	955.96	0.09
2020-08-25	Digical	100.00	0.00	1460.38	951.45	0.10
2020-08-24	Digical	100.00	0.00	1525.25	995.53	0.09
2020-08-23	Digical	100.00	0.00	1311.22	837.32	0.07
2020-08-22	Digical	100.00	0.00	1375.88	851.57	0.08
2020-08-21	Digical	100.00	0.00	1516.00	952.28	0.08
2020-08-20	Digical	100.00	0.00	1638.20	1004.58	0.09
2020-08-19	Digical	100.00	0.00	1498.39	971.12	0.09
2020-08-18	Digical	100.00	0.00	1521.45	989.67	0.10
2020-08-17	Digical	100.00	0.00	1588.64	1036.35	0.08
2020-08-16	Digical	100.00	0.00	1336.71	852.43	0.06
2020-08-15	Digical	100.00	0.00	1351.68	861.04	0.08

Datum	Application	DailyUptime (5)	DailyDowntime (%)	PIS (ms)	AIS (ms)	DailyErrorRate
2020-08-14	Digical	100.00	0.00	1560.11	1036.03	0.09
2020-08-13	Digical	100.00	0.00	1486.41	946.15	0.09
2020-08-12	Digical	100.00	0.00	1520.41	992.79	0.09
2020-08-11	Digical	100.00	0.00	1509.54	992.82	0.10
2020-08-10	Digical	100.00	0.00	1589.90	1039.88	0.09
2020-08-09	Digical	100.00	0.00	1299.35	815.15	0.10
2020-08-08	Digical	100.00	0.00	1305.81	854.85	0.10
2020-08-07	Digical	100.00	0.00	1500.80	1007.80	0.10
2020-08-06	Digical	100.00	0.00	1455.08	966.84	0.11
2020-08-05	Digical	100.00	0.00	1292.08	838.49	0.11
2020-08-04	Digical	100.00	0.00	1674.88	1043.04	0.09
2020-08-03	Digical	100.00	0.00	2006.10	1045.80	0.15
2020-08-02	Digical	100.00	0.00	1317.78	808.64	0.15
2020-08-01	Digical	100.00	0.00	1348.91	1315.18	0.11
2020-07-31	Digical	100.00	0.00	1444.65	961.20	0.04
2020-07-30	Digical	100.00	0.00	1427.61	994.52	0.05
2020-07-29	Digical	100.00	0.00	1374.15	919.20	0.05
2020-07-28	Digical	100.00	0.00	1370.71	916.43	0.05
2020-07-27	Digical	100.00	0.00	1414.08	930.73	0.05
2020-07-26	Digical	84.79	15.21	1298.67	814.64	0.12
2020-07-25	Digical	95.90	4.10	1346.73	838.62	4.86
2020-07-24	Digical	100.00	0.00	1405.07	927.35	0.06
2020-07-23	Digical	100.00	0.00	1410.91	910.17	0.05
2020-07-22	Digical	100.00	0.00	1412.94	942.08	0.06
2020-07-21	Digical	100.00	0.00	1455.13	943.54	0.06
2020-07-20	Digical	100.00	0.00	1502.56	972.24	0.05
2020-07-19	Digical	100.00	0.00	1307.74	842.99	0.05
2020-07-18	Digical	100.00	0.00	1310.01	822.28	0.04
2020-07-17	Digical	100.00	0.00	1470.57	963.27	0.06
2020-07-16	Digical	100.00	0.00	1449.13	959.80	0.04
2020-07-15	Digical	100.00	0.00	1524.26	1006.01	0.04
2020-07-14	Digical	100.00	0.00	1454.27	977.40	0.04
2020-07-13	Digical	100.00	0.00	1460.69	966.73	0.05
2020-07-12	Digical	80.56	19.44	1276.69	814.08	0.05
2020-07-11	Digical	100.00	0.00	3435.43	821.05	0.06
2020-07-10	Digical	100.00	0.00	1500.70	1021.59	0.05
2020-07-09	Digical	100.00	0.00	1444.29	985.87	0.06
2020-07-08	Digical	100.00	0.00	1420.83	966.67	0.07
2020-07-07	Digical	100.00	0.00	1421.68	958.17	0.06
2020-07-06	Digical	100.00	0.00	1454.68	978.79	0.06
2020-07-05	Digical	100.00	0.00	1254.14	820.36	0.05
2020-07-04	Digical	100.00	0.00	1275.96	849.70	0.05
2020-07-03	Digical	100.00	0.00	1441.24	964.16	0.18
2020-07-02	Digical	100.00	0.00	1376.12	899.88	0.06
2020-07-01	Digical	100.00	0.00	1464.30	965.71	0.06

5. Daily Availability – Com@net / Dnevna dostupnost Com@net

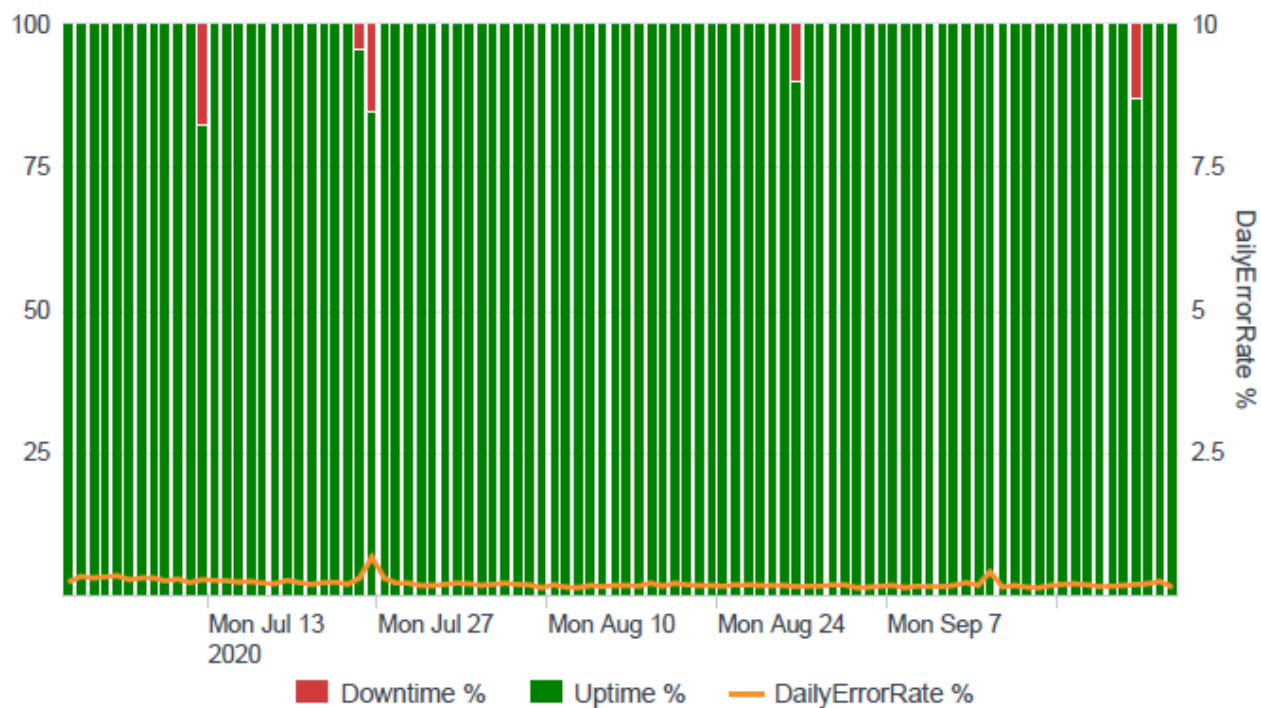


5.1. Com@net daily statistics / Com@net dnevna statistika

Datum	Application	DailyUptime (5)	DailyDowntime (%)	PIS (ms)	AIS (ms)	DailyErrorRate
2020-09-30	Com@net	100.00	0.00	598.63	150.53	0.00
2020-09-29	Com@net	100.00	0.00	618.60	161.04	0.00
2020-09-28	Com@net	100.00	0.00	611.04	143.33	0.00
2020-09-27	Com@net	86.32	13.68	759.64	160.79	0.00
2020-09-26	Com@net	100.00	0.00	428.66	139.43	0.00
2020-09-25	Com@net	100.00	0.00	481.50	135.30	0.00
2020-09-24	Com@net	100.00	0.00	477.18	138.14	0.00
2020-09-23	Com@net	100.00	0.00	473.03	155.44	0.00
2020-09-22	Com@net	100.00	0.00	501.51	166.74	0.00
2020-09-21	Com@net	100.00	0.00	483.79	162.62	0.00
2020-09-20	Com@net	100.00	0.00	403.41	145.51	0.00
2020-09-19	Com@net	100.00	0.00	449.71	145.26	0.00
2020-09-18	Com@net	100.00	0.00	486.47	145.74	0.00
2020-09-17	Com@net	100.00	0.00	505.82	152.74	0.00
2020-09-16	Com@net	100.00	0.00	503.32	166.07	0.00
2020-09-15	Com@net	95.00	5.00	648.67	283.24	0.20
2020-09-14	Com@net	100.00	0.00	494.72	141.13	0.00
2020-09-13	Com@net	100.00	0.00	400.11	141.36	0.00
2020-09-12	Com@net	100.00	0.00	419.33	139.74	0.00
2020-09-11	Com@net	100.00	0.00	486.58	155.28	0.00
2020-09-10	Com@net	100.00	0.00	495.85	155.15	0.00
2020-09-09	Com@net	100.00	0.00	484.35	176.83	0.00
2020-09-08	Com@net	100.00	0.00	483.80	154.77	0.00
2020-09-07	Com@net	100.00	0.00	476.53	170.41	0.00
2020-09-06	Com@net	100.00	0.00	397.88	138.40	0.00
2020-09-05	Com@net	100.00	0.00	411.47	136.46	0.00
2020-09-04	Com@net	100.00	0.00	477.68	136.90	0.00
2020-09-03	Com@net	100.00	0.00	474.31	146.40	0.00
2020-09-02	Com@net	100.00	0.00	471.68	142.65	0.00
2020-09-01	Com@net	100.00	0.00	482.06	145.10	0.00
2020-08-31	Com@net	100.00	0.00	480.96	141.29	0.00
2020-08-30	Com@net	87.71	12.29	394.27	174.38	0.00
2020-08-29	Com@net	100.00	0.00	408.72	131.40	0.00
2020-08-28	Com@net	100.00	0.00	455.74	146.33	0.00
2020-08-27	Com@net	100.00	0.00	458.78	205.46	0.00
2020-08-26	Com@net	100.00	0.00	458.28	154.02	0.00
2020-08-25	Com@net	100.00	0.00	463.81	146.92	0.00
2020-08-24	Com@net	100.00	0.00	463.97	146.20	0.00
2020-08-23	Com@net	100.00	0.00	394.19	142.84	0.00
2020-08-22	Com@net	100.00	0.00	398.53	138.29	0.00
2020-08-21	Com@net	100.00	0.00	469.42	140.57	0.00
2020-08-20	Com@net	100.00	0.00	467.01	149.83	0.00
2020-08-19	Com@net	100.00	0.00	466.91	144.04	0.00
2020-08-18	Com@net	100.00	0.00	468.40	144.32	0.00
2020-08-17	Com@net	100.00	0.00	485.17	159.19	0.00
2020-08-16	Com@net	100.00	0.00	423.13	138.08	0.00
2020-08-15	Com@net	100.00	0.00	428.19	158.97	0.00
2020-08-14	Com@net	100.00	0.00	485.35	136.71	0.00
2020-08-13	Com@net	100.00	0.00	469.30	144.93	0.00
2020-08-12	Com@net	100.00	0.00	484.04	159.52	0.00
2020-08-11	Com@net	100.00	0.00	761.28	401.89	0.04
2020-08-10	Com@net	100.00	0.00	484.06	139.76	0.00

Datum	Application	DailyUptime (5)	DailyDowntime (%)	PIS (ms)	AIS (ms)	DailyErrorRate
2020-08-09	Com@net	100.00	0.00	396.80	140.62	0.00
2020-08-08	Com@net	100.00	0.00	430.58	158.31	0.00
2020-08-07	Com@net	100.00	0.00	482.28	142.70	0.00
2020-08-06	Com@net	100.00	0.00	473.49	143.15	0.00
2020-08-05	Com@net	100.00	0.00	406.64	134.62	0.00
2020-08-04	Com@net	100.00	0.00	483.82	155.15	0.00
2020-08-03	Com@net	100.00	0.00	485.37	143.94	0.00
2020-08-02	Com@net	100.00	0.00	397.20	138.43	0.00
2020-08-01	Com@net	100.00	0.00	439.44	136.85	0.00
2020-07-31	Com@net	100.00	0.00	484.75	139.53	0.00
2020-07-30	Com@net	100.00	0.00	477.52	189.81	0.00
2020-07-29	Com@net	100.00	0.00	468.31	151.17	0.00
2020-07-28	Com@net	100.00	0.00	470.32	177.95	0.00
2020-07-27	Com@net	100.00	0.00	465.86	142.07	0.00
2020-07-26	Com@net	100.00	0.00	403.97	145.59	0.00
2020-07-25	Com@net	100.00	0.00	403.73	309.28	0.00
2020-07-24	Com@net	100.00	0.00	474.70	141.34	0.00
2020-07-23	Com@net	100.00	0.00	461.74	154.52	0.00
2020-07-22	Com@net	100.00	0.00	469.26	141.37	0.00
2020-07-21	Com@net	100.00	0.00	476.58	137.77	0.00
2020-07-20	Com@net	100.00	0.00	481.42	150.51	0.00
2020-07-19	Com@net	100.00	0.00	409.11	151.88	0.00
2020-07-18	Com@net	100.00	0.00	424.80	133.98	0.00
2020-07-17	Com@net	100.00	0.00	482.82	146.72	0.00
2020-07-16	Com@net	100.00	0.00	481.27	168.59	0.00
2020-07-15	Com@net	100.00	0.00	488.01	213.12	0.00
2020-07-14	Com@net	100.00	0.00	503.90	185.12	0.00
2020-07-13	Com@net	100.00	0.00	510.65	150.93	0.00
2020-07-12	Com@net	82.50	17.50	431.29	151.79	0.31
2020-07-11	Com@net	100.00	0.00	399.48	136.21	0.00
2020-07-10	Com@net	100.00	0.00	614.12	224.12	0.00
2020-07-09	Com@net	100.00	0.00	486.22	156.98	0.01
2020-07-08	Com@net	100.00	0.00	474.79	147.70	0.01
2020-07-07	Com@net	100.00	0.00	482.47	146.78	0.00
2020-07-06	Com@net	100.00	0.00	473.04	160.22	0.00
2020-07-05	Com@net	100.00	0.00	396.49	146.24	0.00
2020-07-04	Com@net	100.00	0.00	406.31	137.37	0.00
2020-07-03	Com@net	100.00	0.00	551.18	196.74	0.01
2020-07-02	Com@net	100.00	0.00	483.72	157.80	0.01
2020-07-01	Com@net	100.00	0.00	486.88	158.74	0.00

6. Daily Availability - Digi4Biz Mobile / Dnevna dostupnost Digi4Biz Mobile

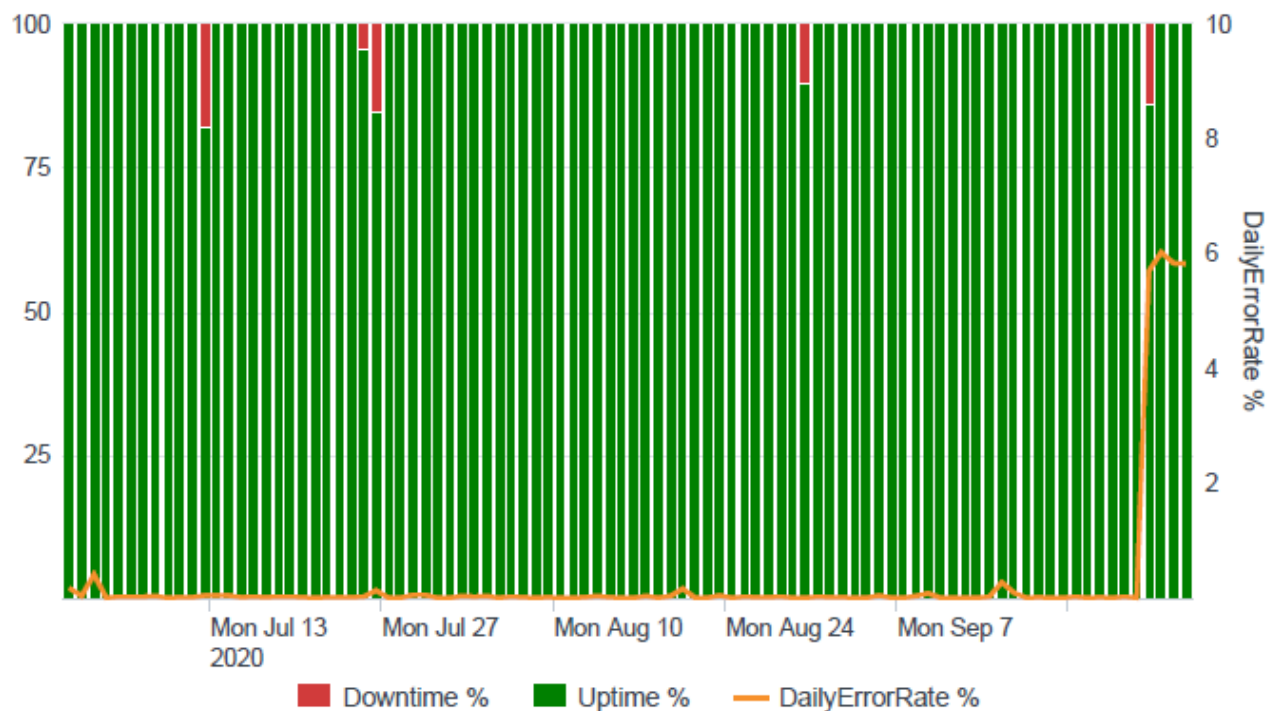


6.1. Digi4Biz Mobile daily statistics / Digi4Biz Mobile dnevna statistika

Datum	Application	DailyUptime (%)	DailyDowntime (%)	PIS (ms)	AIS (ms)	DailyErrorRate
2020-09-30	Digi4Biz Mobile	100.00	0.00	1365.53	308.93	0.13
2020-09-29	Digi4Biz Mobile	100.00	0.00	1280.80	313.61	0.23
2020-09-28	Digi4Biz Mobile	100.00	0.00	1350.50	313.00	0.19
2020-09-27	Digi4Biz Mobile	87.08	12.92	1217.80	351.07	0.18
2020-09-26	Digi4Biz Mobile	100.00	0.00	1123.18	350.78	0.16
2020-09-25	Digi4Biz Mobile	100.00	0.00	1312.56	316.99	0.15
2020-09-24	Digi4Biz Mobile	100.00	0.00	1342.49	317.10	0.14
2020-09-23	Digi4Biz Mobile	100.00	0.00	1413.34	313.93	0.17
2020-09-22	Digi4Biz Mobile	100.00	0.00	1415.10	317.49	0.19
2020-09-21	Digi4Biz Mobile	100.00	0.00	1347.78	309.82	0.18
2020-09-20	Digi4Biz Mobile	100.00	0.00	1381.25	348.04	0.16
2020-09-19	Digi4Biz Mobile	100.00	0.00	1328.02	343.67	0.12
2020-09-18	Digi4Biz Mobile	100.00	0.00	1377.95	315.25	0.13
2020-09-17	Digi4Biz Mobile	100.00	0.00	1360.77	317.45	0.16
2020-09-16	Digi4Biz Mobile	100.00	0.00	1365.36	309.82	0.13
2020-09-15	Digi4Biz Mobile	100.00	0.00	1373.85	302.36	0.40
2020-09-14	Digi4Biz Mobile	100.00	0.00	1441.83	305.31	0.16
2020-09-13	Digi4Biz Mobile	100.00	0.00	1408.45	344.72	0.21
2020-09-12	Digi4Biz Mobile	100.00	0.00	1362.26	346.74	0.16
2020-09-11	Digi4Biz Mobile	100.00	0.00	1386.64	315.18	0.14
2020-09-10	Digi4Biz Mobile	100.00	0.00	1331.04	307.34	0.14
2020-09-09	Digi4Biz Mobile	100.00	0.00	1339.84	311.42	0.15
2020-09-08	Digi4Biz Mobile	100.00	0.00	1375.22	309.60	0.12
2020-09-07	Digi4Biz Mobile	100.00	0.00	1376.17	308.44	0.16
2020-09-06	Digi4Biz Mobile	100.00	0.00	1306.46	346.21	0.15
2020-09-05	Digi4Biz Mobile	100.00	0.00	1184.94	343.79	0.13
2020-09-04	Digi4Biz Mobile	100.00	0.00	1348.77	313.75	0.12
2020-09-03	Digi4Biz Mobile	100.00	0.00	1412.71	312.34	0.17
2020-09-02	Digi4Biz Mobile	100.00	0.00	1300.27	311.12	0.17
2020-09-01	Digi4Biz Mobile	100.00	0.00	1438.20	306.92	0.15
2020-08-31	Digi4Biz Mobile	100.00	0.00	1290.14	304.73	0.15
2020-08-30	Digi4Biz Mobile	90.14	9.86	1302.79	347.00	0.14
2020-08-29	Digi4Biz Mobile	100.00	0.00	1330.12	345.60	0.16
2020-08-28	Digi4Biz Mobile	100.00	0.00	1351.54	314.07	0.16
2020-08-27	Digi4Biz Mobile	100.00	0.00	1351.61	316.21	0.16
2020-08-26	Digi4Biz Mobile	100.00	0.00	1354.33	317.13	0.17
2020-08-25	Digi4Biz Mobile	100.00	0.00	1360.40	310.65	0.17
2020-08-24	Digi4Biz Mobile	100.00	0.00	1332.38	309.65	0.15
2020-08-23	Digi4Biz Mobile	100.00	0.00	1310.73	346.17	0.16
2020-08-22	Digi4Biz Mobile	100.00	0.00	1356.95	338.35	0.16
2020-08-21	Digi4Biz Mobile	100.00	0.00	1379.06	319.28	0.17
2020-08-20	Digi4Biz Mobile	100.00	0.00	1393.85	315.29	0.20
2020-08-19	Digi4Biz Mobile	100.00	0.00	1361.74	314.55	0.15
2020-08-18	Digi4Biz Mobile	100.00	0.00	1460.73	323.28	0.20
2020-08-17	Digi4Biz Mobile	100.00	0.00	1410.96	312.47	0.15
2020-08-16	Digi4Biz Mobile	100.00	0.00	1293.46	349.03	0.16
2020-08-15	Digi4Biz Mobile	100.00	0.00	1338.12	347.00	0.16
2020-08-14	Digi4Biz Mobile	100.00	0.00	1446.35	306.38	0.14
2020-08-13	Digi4Biz Mobile	100.00	0.00	1420.01	309.46	0.16
2020-08-12	Digi4Biz Mobile	100.00	0.00	1368.86	315.05	0.12

Datum	Application	DailyUptime (%)	DailyDowntime (%)	PIS (ms)	AIS (ms)	DailyErrorRate
2020-08-11	Digi4Biz Mobile	100.00	0.00	1428.02	313.85	0.13
2020-08-10	Digi4Biz Mobile	100.00	0.00	1412.25	301.19	0.17
2020-08-09	Digi4Biz Mobile	100.00	0.00	1295.70	344.72	0.12
2020-08-08	Digi4Biz Mobile	100.00	0.00	1222.92	338.74	0.17
2020-08-07	Digi4Biz Mobile	100.00	0.00	1428.56	307.72	0.18
2020-08-06	Digi4Biz Mobile	100.00	0.00	1317.81	312.67	0.20
2020-08-05	Digi4Biz Mobile	100.00	0.00	1292.06	340.29	0.18
2020-08-04	Digi4Biz Mobile	100.00	0.00	1354.12	313.39	0.16
2020-08-03	Digi4Biz Mobile	100.00	0.00	1391.15	307.20	0.19
2020-08-02	Digi4Biz Mobile	100.00	0.00	1326.29	346.44	0.20
2020-08-01	Digi4Biz Mobile	100.00	0.00	1274.18	332.38	0.18
2020-07-31	Digi4Biz Mobile	100.00	0.00	1376.32	314.21	0.16
2020-07-30	Digi4Biz Mobile	100.00	0.00	1276.24	315.52	0.16
2020-07-29	Digi4Biz Mobile	100.00	0.00	1354.53	320.75	0.20
2020-07-28	Digi4Biz Mobile	100.00	0.00	1369.00	318.32	0.20
2020-07-27	Digi4Biz Mobile	100.00	0.00	1348.03	319.23	0.29
2020-07-26	Digi4Biz Mobile	85.00	15.00	1466.91	355.04	0.66
2020-07-25	Digi4Biz Mobile	95.90	4.10	1323.83	345.48	0.29
2020-07-24	Digi4Biz Mobile	100.00	0.00	1302.91	314.65	0.18
2020-07-23	Digi4Biz Mobile	100.00	0.00	1252.31	312.69	0.22
2020-07-22	Digi4Biz Mobile	100.00	0.00	1288.87	318.43	0.21
2020-07-21	Digi4Biz Mobile	100.00	0.00	1423.62	313.08	0.18
2020-07-20	Digi4Biz Mobile	100.00	0.00	1305.13	304.56	0.21
2020-07-19	Digi4Biz Mobile	100.00	0.00	1441.65	345.29	0.25
2020-07-18	Digi4Biz Mobile	100.00	0.00	1292.82	334.53	0.19
2020-07-17	Digi4Biz Mobile	100.00	0.00	1320.05	307.32	0.20
2020-07-16	Digi4Biz Mobile	100.00	0.00	1354.64	308.26	0.23
2020-07-15	Digi4Biz Mobile	100.00	0.00	1395.83	297.98	0.22
2020-07-14	Digi4Biz Mobile	100.00	0.00	1443.03	301.23	0.24
2020-07-13	Digi4Biz Mobile	100.00	0.00	1360.89	313.85	0.25
2020-07-12	Digi4Biz Mobile	82.78	17.22	1337.36	349.05	0.26
2020-07-11	Digi4Biz Mobile	100.00	0.00	1228.18	334.97	0.21
2020-07-10	Digi4Biz Mobile	100.00	0.00	1346.66	305.56	0.27
2020-07-09	Digi4Biz Mobile	100.00	0.00	1351.19	307.12	0.24
2020-07-08	Digi4Biz Mobile	100.00	0.00	1318.55	312.79	0.29
2020-07-07	Digi4Biz Mobile	100.00	0.00	1368.56	311.84	0.29
2020-07-06	Digi4Biz Mobile	100.00	0.00	1281.88	306.24	0.26
2020-07-05	Digi4Biz Mobile	100.00	0.00	1270.34	352.05	0.33
2020-07-04	Digi4Biz Mobile	100.00	0.00	1302.11	338.27	0.31
2020-07-03	Digi4Biz Mobile	100.00	0.00	1320.58	309.65	0.29
2020-07-02	Digi4Biz Mobile	100.00	0.00	1354.40	311.09	0.32
2020-07-01	Digi4Biz Mobile	100.00	0.00	1327.60	305.18	0.22

7. Daily Availability - Digi4Biz / Dnevna dostupnost Digi4Biz



7.1. Digi4Biz Daily statistics / Digi4Biz dnevna statistika

Datum	Application	DailyUptime (%)	DailyDowntime (%)	PIS (ms)	AIS (ms)	DailyErrorRate
2020-09-30	Digi4Biz	100.00	0.00	2406.73	291.25	5.82
2020-09-29	Digi4Biz	100.00	0.00	2757.93	291.07	5.83
2020-09-28	Digi4Biz	100.00	0.00	2885.29	296.11	6.02
2020-09-27	Digi4Biz	86.60	13.40	2775.44	338.44	5.69
2020-09-26	Digi4Biz	100.00	0.00	2613.23	352.06	0.00
2020-09-25	Digi4Biz	100.00	0.00	2570.03	289.46	0.02
2020-09-24	Digi4Biz	100.00	0.00	2945.97	296.46	0.00
2020-09-23	Digi4Biz	100.00	0.00	2606.47	306.11	0.01
2020-09-22	Digi4Biz	100.00	0.00	2614.40	300.19	0.00
2020-09-21	Digi4Biz	100.00	0.00	2531.78	295.70	0.02
2020-09-20	Digi4Biz	100.00	0.00	4547.05	338.90	0.00
2020-09-19	Digi4Biz	100.00	0.00	2317.93	306.41	0.00
2020-09-18	Digi4Biz	100.00	0.00	3411.08	296.92	0.01
2020-09-17	Digi4Biz	99.93	0.07	2368.05	291.79	0.00
2020-09-16	Digi4Biz	100.00	0.00	2092.32	292.33	0.09
2020-09-15	Digi4Biz	100.00	0.00	2925.86	295.16	0.27
2020-09-14	Digi4Biz	100.00	0.00	3252.47	298.52	0.02
2020-09-13	Digi4Biz	100.00	0.00	3122.44	322.78	0.00
2020-09-12	Digi4Biz	100.00	0.00	1925.08	306.66	0.00
2020-09-11	Digi4Biz	100.00	0.00	3134.79	297.36	0.00
2020-09-10	Digi4Biz	100.00	0.00	2828.28	288.96	0.00
2020-09-09	Digi4Biz	100.00	0.00	2776.08	297.16	0.08
2020-09-08	Digi4Biz	100.00	0.00	2814.29	285.93	0.03
2020-09-07	Digi4Biz	100.00	0.00	3025.99	291.51	0.00
2020-09-06	Digi4Biz	100.00	0.00	3156.78	309.38	0.00
2020-09-05	Digi4Biz	100.00	0.00	2932.25	307.47	0.04
2020-09-04	Digi4Biz	100.00	0.00	2842.32	292.29	0.00
2020-09-03	Digi4Biz	100.00	0.00	2661.13	296.51	0.00
2020-09-02	Digi4Biz	100.00	0.00	2791.91	291.38	0.01
2020-09-01	Digi4Biz	100.00	0.00	3470.11	290.47	0.01
2020-08-31	Digi4Biz	100.00	0.00	2901.00	288.47	0.02
2020-08-30	Digi4Biz	89.72	10.28	3626.86	335.77	0.00
2020-08-29	Digi4Biz	100.00	0.00	1983.07	307.22	0.00
2020-08-28	Digi4Biz	100.00	0.00	3220.55	288.83	0.02
2020-08-27	Digi4Biz	100.00	0.00	2831.57	301.06	0.01
2020-08-26	Digi4Biz	100.00	0.00	2826.73	296.30	0.01
2020-08-25	Digi4Biz	100.00	0.00	2527.23	291.90	0.02
2020-08-24	Digi4Biz	100.00	0.00	3474.71	287.62	0.00
2020-08-23	Digi4Biz	100.00	0.00	2482.19	315.31	0.04
2020-08-22	Digi4Biz	100.00	0.00	1998.41	308.19	0.00
2020-08-21	Digi4Biz	100.00	0.00	2705.60	294.37	0.00
2020-08-20	Digi4Biz	100.00	0.00	3171.74	291.58	0.16
2020-08-19	Digi4Biz	100.00	0.00	2845.16	296.88	0.03
2020-08-18	Digi4Biz	100.00	0.00	3100.20	297.11	0.00
2020-08-17	Digi4Biz	100.00	0.00	3390.66	294.15	0.03
2020-08-16	Digi4Biz	100.00	0.00	3685.56	316.69	0.00
2020-08-15	Digi4Biz	100.00	0.00	3033.82	307.23	0.00
2020-08-14	Digi4Biz	100.00	0.00	2820.73	294.53	0.01
2020-08-13	Digi4Biz	100.00	0.00	3041.79	293.88	0.03
2020-08-12	Digi4Biz	100.00	0.00	3318.79	293.00	0.01
2020-08-11	Digi4Biz	100.00	0.00	3159.58	292.60	0.00

Datum	Application	DailyUptime (%)	DailyDowntime (%)	PIS (ms)	AIS (ms)	DailyErrorRate
2020-08-10	Digi4Biz	100.00	0.00	3115.45	289.35	0.00
2020-08-09	Digi4Biz	100.00	0.00	3538.90	321.06	0.01
2020-08-08	Digi4Biz	100.00	0.00	1456.30	324.74	0.00
2020-08-07	Digi4Biz	100.00	0.00	3246.03	287.88	0.01
2020-08-06	Digi4Biz	100.00	0.00	3234.41	289.85	0.02
2020-08-05	Digi4Biz	100.00	0.00	2628.28	293.49	0.00
2020-08-04	Digi4Biz	100.00	0.00	2532.72	287.21	0.03
2020-08-03	Digi4Biz	100.00	0.00	2755.21	294.36	0.02
2020-08-02	Digi4Biz	100.00	0.00	3343.19	326.10	0.03
2020-08-01	Digi4Biz	100.00	0.00	2802.73	309.37	0.00
2020-07-31	Digi4Biz	100.00	0.00	2303.40	292.19	0.00
2020-07-30	Digi4Biz	100.00	0.00	2751.14	295.77	0.05
2020-07-29	Digi4Biz	100.00	0.00	2636.42	294.92	0.05
2020-07-28	Digi4Biz	100.00	0.00	2321.69	291.03	0.00
2020-07-27	Digi4Biz	100.00	0.00	3302.53	306.81	0.00
2020-07-26	Digi4Biz	85.00	15.00	3245.54	351.78	0.13
2020-07-25	Digi4Biz	95.90	4.10	1952.42	303.32	0.02
2020-07-24	Digi4Biz	100.00	0.00	2857.91	292.86	0.01
2020-07-23	Digi4Biz	100.00	0.00	2600.50	283.69	0.01
2020-07-22	Digi4Biz	100.00	0.00	2648.18	287.23	0.01
2020-07-21	Digi4Biz	100.00	0.00	2433.04	293.85	0.00
2020-07-20	Digi4Biz	100.00	0.00	2173.25	287.49	0.01
2020-07-19	Digi4Biz	100.00	0.00	2381.82	301.09	0.02
2020-07-18	Digi4Biz	100.00	0.00	2554.06	303.28	0.02
2020-07-17	Digi4Biz	100.00	0.00	2397.38	286.24	0.01
2020-07-16	Digi4Biz	100.00	0.00	2875.11	287.36	0.02
2020-07-15	Digi4Biz	100.00	0.00	2471.49	278.96	0.01
2020-07-14	Digi4Biz	100.00	0.00	2597.55	287.96	0.04
2020-07-13	Digi4Biz	100.00	0.00	2823.59	283.48	0.04
2020-07-12	Digi4Biz	82.29	17.71	3274.39	319.04	0.04
2020-07-11	Digi4Biz	100.00	0.00	2963.92	309.24	0.01
2020-07-10	Digi4Biz	100.00	0.00	2761.35	288.92	0.01
2020-07-09	Digi4Biz	100.00	0.00	2669.86	290.62	0.00
2020-07-08	Digi4Biz	100.00	0.00	2442.43	293.21	0.03
2020-07-07	Digi4Biz	100.00	0.00	2690.78	291.25	0.02
2020-07-06	Digi4Biz	100.00	0.00	2739.60	297.65	0.02
2020-07-05	Digi4Biz	100.00	0.00	2394.99	324.23	0.02
2020-07-04	Digi4Biz	100.00	0.00	5746.89	316.18	0.00
2020-07-03	Digi4Biz	100.00	0.00	2531.20	289.68	0.41
2020-07-02	Digi4Biz	100.00	0.00	2410.04	289.54	0.03
2020-07-01	Digi4Biz	100.00	0.00	2936.92	331.84	0.17

8. PIS Monthly – from daily average / PIS mjesečne vrijednosti – na osnovu dnevnih pokazatelja

_time	Com@net (ms)	Digital Mobile (ms)	Digital(ms)	Digi4Biz Mobile	Digi4Biz (ms)	PSD2 (ms)
2020-07	468.54	2722.04	1471.16	1338.84	2738.37	600.30
2020-08	460.17	2743.89	1471.05	1353.46	2929.01	557.86
2020-09	504.64	2862.16	1504.23	1343.81	2827.92	753.55

9. AIS Monthly – from daily average / AIS mjesečne vrijednosti – na osnovu dnevnih pokazatelja

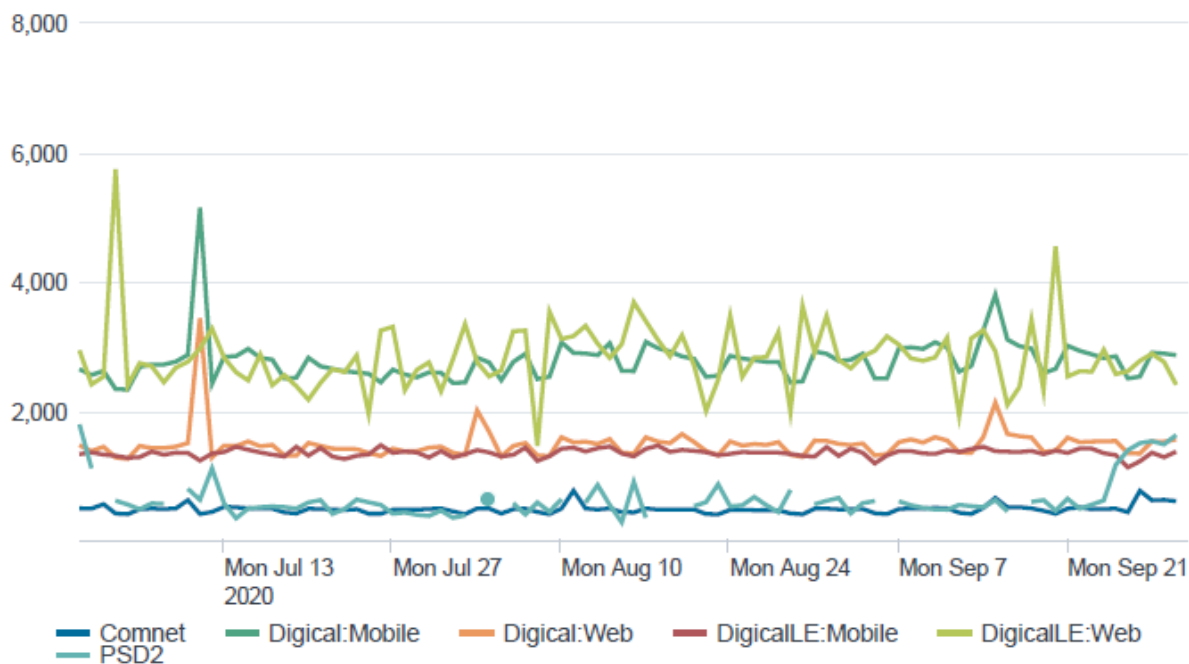
_time	Com@net (ms)	Digital Mobile (ms)	Digital(ms)	Digi4Biz Mobile	Digi4Biz (ms)	PSD2 (ms)
2020-07	162.97	845.15	924.36	319.49	298.41	507.39
2020-08	156.09	888.44	952.99	323.22	300.52	534.60
2020-09	155.00	922.56	992.07	321.90	302.92	655.32

10. Monthly Error Rate - from daily average / Mjesečna stopa grešaka – na osnovu dnevnih pokazatelja

_time	Com@net (ms)	Digital Mobile (ms)	Digital(ms)	Digi4Biz Mobile	Digi4Biz (ms)	PSD2 (ms)
2020-07	0.01	0.00	0.21	0.25	0.04	0.05
2020-08	0.00	0.00	0.10	0.16	0.02	0.03
2020-09	0.01	0.00	0.10	0.17	0.93	0.09

11. Daily average response time in ms / Prosječno dnevno vrijeme odziva u ms

PIS statistics by applications



AIS statistics by Applications

