

**Key performance indicators [KPIs] and
service level targets**

**PSD2 XS2A dedicated interface and
Direct Channels**

Period 01/07/2021 – 30/09/2021

**Ključni pokazatelji uspješnosti [KPI] i
razine usluga**

**PSD2 XS2A namjensko sučelje i
direktni kanali**

Razdoblje 01/07/2021 – 30/09/2021

Table of Contents

1.	Description of terms / Opis pojmova	3
1.1.	PSD2 terms / PSD2 pojmovi.....	3
1.2.	Key Performance indicators / Ključni indikatori učinkovitosti.....	3
1.3.	Channels / Kanali.....	4
2.	Daily Availability - PSD2 API / Dnevna dostupnost PSD2 API.....	5
2.1.	PSD2 API daily statistics / PSD2 API dnevna statistika	6
3.	Daily Availability – Digical Mobile / Dnevna dostupnost Digical Mobile	8
3.1.	Digical Mobile daily statistics / Digical Mobile dnevna statistika.....	9
4.	Daily Availability – Digical / Dnevna dostupnost Digical	11
4.1.	Digical daily statistics / Digical dnevna statistika	12
5.	Daily Availability – Com@net / Dnevna dostupnost Com@net.....	14
5.1.	Com@net daily statistics / Com@net dnevna statistika	15
6.	Daily Availability - Digi4Biz Mobile / Dnevna dostupnost Digi4Biz Mobile	17
6.1.	Digi4Biz Mobile daily statistics / Digi4Biz Mobile dnevna statistika.....	18
7.	Daily Availability - Digi4Biz / Dnevna dostupnost Digi4Biz.....	20
7.1.	Digi4Biz Daily statistics / Digi4Biz dnevna statistika.....	21
8.	PIS Monthly – from daily average / PIS mjesečne vrijednosti – na osnovu dnevnih pokazatelja	23
9.	AIS Monthly – from daily average / AIS mjesečne vrijednosti – na osnovu dnevnih pokazatelja.....	23
10.	Monthly Error Rate - from daily average / Mjesečna stopa grešaka – na osnovu dnevnih pokazatelja	23
11.	Daily average response time in ms / Prosječno dnevno vrijeme odziva u ms...24	

1. Description of terms / Opis pojmova

1.1. PSD2 terms / PSD2 pojmovi

AIS (Account Information Service) - Usluga pružanja informacije po računu

PIS (Payment Initiation Service) - Usluga iniciranja plaćanja

CoF (Confirmation of Funds) - Usluga dostavljanja potvrde o dostupnosti sredstava

1.2. Key Performance indicators / Ključni indikatori učinkovitosti

Praćenje performansi PSD2 i klijentskog on line sučelja provodi se na osnovu sljedećih ključnih indikatora:

Indicattor/Indikator	Description/Opis
DailyUptime / Vrijeme rada tijekom dana	Daily uptime for all interfaces, expressed as a percentage. Vrijeme rada tijekom dana, izraženo u postotku, za sva sučelja.
DailyDowntime / Vrijeme izvan funkcije	Daily downtime for all interfaces, expressed as percentage. Vrijeme izvan funkcije tijekom dana, izraženo u postotku, za sva sučelja.
PIS average daily response time / PIS prosječno dnevno vrijeme odziva	Average daily response time, in milliseconds, for the payment initiation service Prosječno dnevno vrijeme, izraženo u milisekundama, za uslugu iniciranja plaćanja
AIS average daily response time / AIS prosječno dnevno vrijeme odziva	Average daily response time, in milliseconds, for the account information service Prosječno dnevno vrijeme, izraženo u milisekundama, za uslugu pružanja informacije po računu
COF daily average response time / COF prosječno dnevno vrijeme odziva	Average daily response time, in milliseconds, for the confirmation of funds. Prosječno dnevno vrijeme, izraženo u milisekundama, za uslugu pružanja informacije o raspoloživosti sredstava
Dnevna stopa grešaka / DailyErrorRate	Percentage of service initiation errors (AIS, PIS, COF) relative to the total number of service initiations per day. Calculation is based only on errors caused by the account servicing payment service provider's fault. Postotak greška kod iniciranja usluge (AIS, PIS, COF) u odnosu na ukupan broj iniciranja usluga u danu. U izračun se uzimaju samo pogreške za koje je odgovoran pružatelj platnih usluga koji vodi račun.

1.3. Channels / Kanali

PSD2 API – namjensko sučelje za pristup računu (XS2A) u svrhu obavljanja usluga informacije o računu, iniciranja plaćanja i potvrde o dostupnosti sredstava.

Digical Mobile – PBZ mobile banking solution for retail clients / PBZ mobilno bankarstvo za potrošače

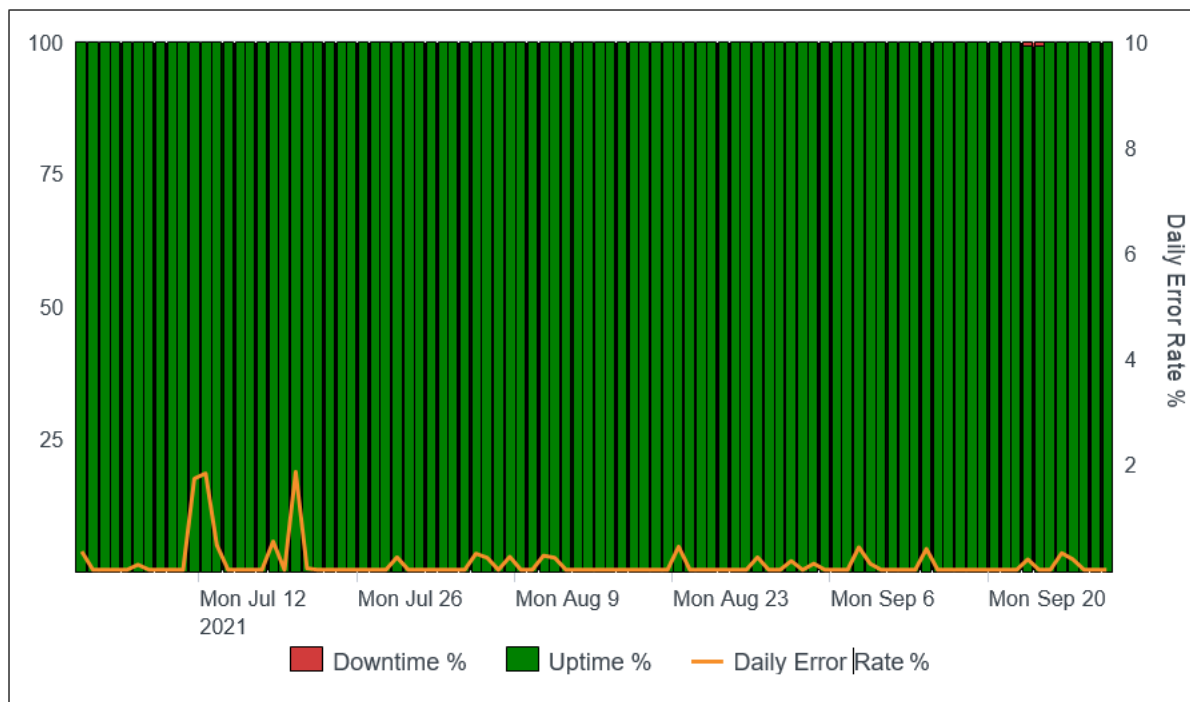
Digical – PBZ internet banking for retail clients / PBZ internetsko bankarstvo za potrošače

Com@net – PBZ internet banking for corporate clients / PBZ internetsko bankarstvo za poslovne subjekte

Digi4Biz Mobile - Digital mobile banking solution for entrepreneurs / PBZ mobilno bankarstvo za poduzetnike

Digi4Biz – PBZ internet banking for entrepreneurs / PBZ digitalno bankarstvo za poduzetnike

2. Daily Availability - PSD2 API / Dnevna dostupnost PSD2 API

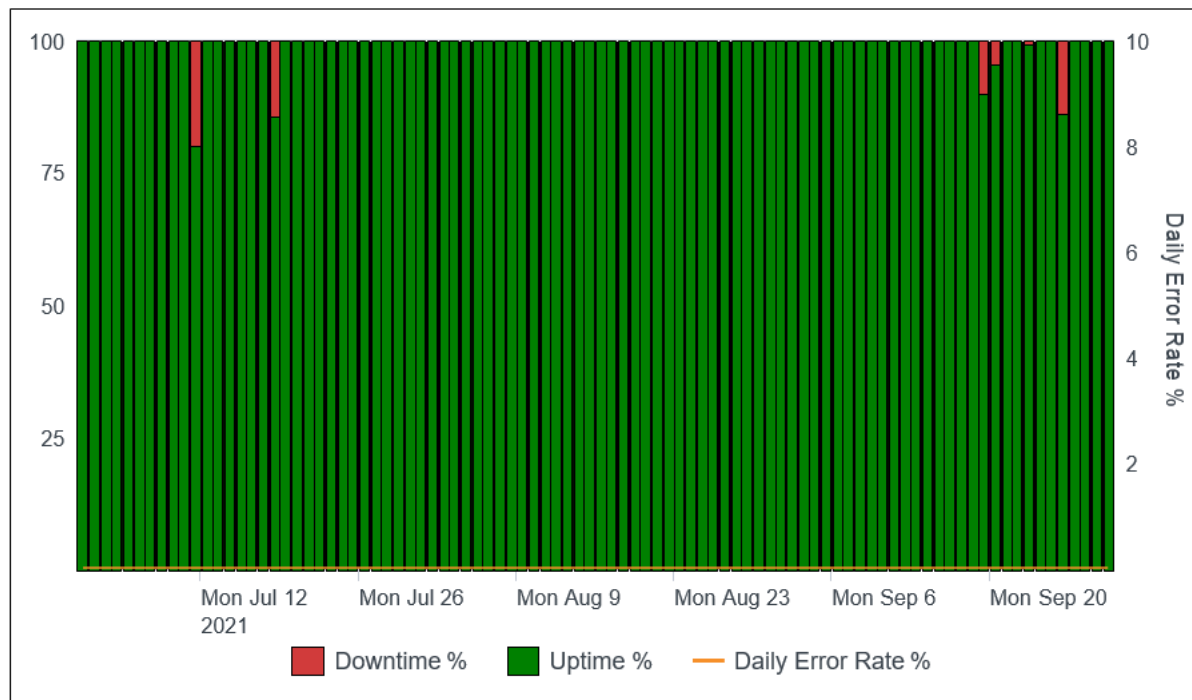


2.1. PSD2 API daily statistics / PSD2 API dnevna statistika

Datum	Application	DailyUptime (%)	DailyDowntime (%)	DailyErrorRate (%)	PIS (ms)	AIS (ms)	COF (ms)
2021-09-30	PSD2 API	100.00	0.00	0.00	448.23	453.75	
2021-09-29	PSD2 API	100.00	0.00	0.00	465.85	437.75	
2021-09-28	PSD2 API	100.00	0.00	0.00	532.65	446.24	
2021-09-27	PSD2 API	100.00	0.00	0.20	518.46	401.44	
2021-09-26	PSD2 API	100.00	0.00	0.32	631.21	448.98	
2021-09-25	PSD2 API	100.00	0.00	0.00	601.02	437.90	
2021-09-24	PSD2 API	99.72	0.28	0.00	609.76	495.73	
2021-09-23	PSD2 API	99.79	0.21	0.20	755.97	470.97	
2021-09-22	PSD2 API	100.00	0.00	0.00	489.88	429.47	
2021-09-21	PSD2 API	100.00	0.00	0.00	581.95	461.87	
2021-09-20	PSD2 API	100.00	0.00	0.00	499.14	449.55	
2021-09-19	PSD2 API	100.00	0.00	0.00	491.38	516.85	
2021-09-18	PSD2 API	100.00	0.00	0.00	438.23	462.20	
2021-09-17	PSD2 API	100.00	0.00	0.00	451.21	454.85	
2021-09-16	PSD2 API	100.00	0.00	0.00	470.84	461.14	
2021-09-15	PSD2 API	100.00	0.00	0.00	475.45	473.59	
2021-09-14	PSD2 API	100.00	0.00	0.40	465.79	414.39	
2021-09-13	PSD2 API	100.00	0.00	0.00	252.30	487.87	
2021-09-12	PSD2 API	100.00	0.00	0.00	232.87	400.59	
2021-09-11	PSD2 API	100.00	0.00	0.00	228.24	453.63	
2021-09-10	PSD2 API	100.00	0.00	0.00	231.14	418.80	
2021-09-09	PSD2 API	100.00	0.00	0.12	453.20	526.06	
2021-09-08	PSD2 API	100.00	0.00	0.43	488.85	514.85	
2021-09-07	PSD2 API	100.00	0.00	0.00	389.39	499.02	
2021-09-06	PSD2 API	100.00	0.00	0.00	463.36	504.55	
2021-09-05	PSD2 API	100.00	0.00	0.00	471.51	562.98	
2021-09-04	PSD2 API	100.00	0.00	0.12	417.40	421.31	
2021-09-03	PSD2 API	100.00	0.00	0.00	407.22	488.24	
2021-09-02	PSD2 API	100.00	0.00	0.17	417.78	402.07	
2021-09-01	PSD2 API	100.00	0.00	0.00	453.21	488.25	
2021-08-31	PSD2 API	100.00	0.00	0.00	488.78	498.41	
2021-08-30	PSD2 API	100.00	0.00	0.24	409.94	478.27	
2021-08-29	PSD2 API	100.00	0.00	0.00	421.75	523.55	
2021-08-28	PSD2 API	100.00	0.00	0.00	443.58	468.99	
2021-08-27	PSD2 API	100.00	0.00	0.00	455.03	524.39	
2021-08-26	PSD2 API	100.00	0.00	0.00	459.45	509.12	
2021-08-25	PSD2 API	100.00	0.00	0.00	528.51	480.77	
2021-08-24	PSD2 API	100.00	0.00	0.00	480.70	432.72	
2021-08-23	PSD2 API	100.00	0.00	0.44	570.07	528.23	
2021-08-22	PSD2 API	100.00	0.00	0.00	473.70	499.00	
2021-08-21	PSD2 API	100.00	0.00	0.00	379.95	436.75	
2021-08-20	PSD2 API	100.00	0.00	0.00	522.06	501.51	
2021-08-19	PSD2 API	100.00	0.00	0.00	476.81	436.94	
2021-08-18	PSD2 API	100.00	0.00	0.00	485.99	524.08	
2021-08-17	PSD2 API	100.00	0.00	0.00	524.68	499.62	
2021-08-16	PSD2 API	100.00	0.00	0.00	489.72	515.64	
2021-08-15	PSD2 API	100.00	0.00	0.00	384.39	418.76	
2021-08-14	PSD2 API	100.00	0.00	0.00	462.19	442.17	
2021-08-13	PSD2 API	100.00	0.00	0.00	461.13	437.50	
2021-08-12	PSD2 API	100.00	0.00	0.23	498.82	472.48	
2021-08-11	PSD2 API	100.00	0.00	0.27	583.67	535.91	

Datum	Application	DailyUptime (%)	DailyDowntime (%)	DailyErrorRate (%)	PIS (ms)	AIS (ms)	COF (ms)
2021-08-10	PSD2 API	100.00	0.00	0.00	470.54	403.44	
2021-08-09	PSD2 API	100.00	0.00	0.00	576.71	434.28	
2021-08-08	PSD2 API	100.00	0.00	0.25	540.70	439.73	
2021-08-07	PSD2 API	100.00	0.00	0.00	438.39	420.16	
2021-08-06	PSD2 API	100.00	0.00	0.23	392.72	474.69	
2021-08-05	PSD2 API	100.00	0.00	0.31	453.90	410.85	
2021-08-04	PSD2 API	100.00	0.00	0.00	1105.35	701.32	
2021-08-03	PSD2 API	100.00	0.00	0.00	457.51	378.05	
2021-08-02	PSD2 API	100.00	0.00	0.00	475.47	473.70	
2021-08-01	PSD2 API	100.00	0.00	0.00	565.95	391.29	
2021-07-31	PSD2 API	100.00	0.00	0.00	463.86	365.07	
2021-07-30	PSD2 API	99.93	0.07	0.00	550.55	456.27	
2021-07-29	PSD2 API	100.00	0.00	0.24	539.38	524.38	
2021-07-28	PSD2 API	100.00	0.00	0.00	548.13	484.82	
2021-07-27	PSD2 API	100.00	0.00	0.00	553.32	591.11	
2021-07-26	PSD2 API	100.00	0.00	0.00	474.55	491.07	
2021-07-25	PSD2 API	100.00	0.00	0.00	528.36	447.85	
2021-07-24	PSD2 API	100.00	0.00	0.00	532.60	417.41	
2021-07-23	PSD2 API	100.00	0.00	0.00	417.93	516.93	
2021-07-22	PSD2 API	100.00	0.00	0.00	382.62	521.39	
2021-07-21	PSD2 API	100.00	0.00	0.03	242.25	536.45	
2021-07-20	PSD2 API	100.00	0.00	1.86	418.24	492.05	
2021-07-19	PSD2 API	100.00	0.00	0.00	418.78	470.60	
2021-07-18	PSD2 API	100.00	0.00	0.54	432.33	383.48	
2021-07-17	PSD2 API	99.86	0.14	0.00	394.25	385.42	
2021-07-16	PSD2 API	100.00	0.00	0.00	371.83	456.38	
2021-07-15	PSD2 API	100.00	0.00	0.00	445.39	455.57	484.00
2021-07-14	PSD2 API	100.00	0.00	0.00	364.11	499.65	
2021-07-13	PSD2 API	99.93	0.07	0.47	344.77	437.15	
2021-07-12	PSD2 API	99.93	0.07	1.83	727.83	576.28	
2021-07-11	PSD2 API	100.00	0.00	1.73	392.63	1258.27	
2021-07-10	PSD2 API	100.00	0.00	0.00	401.18	346.12	
2021-07-09	PSD2 API	100.00	0.00	0.00	251.11	441.45	
2021-07-08	PSD2 API	100.00	0.00	0.00	250.04	388.80	
2021-07-07	PSD2 API	100.00	0.00	0.00	242.51	403.94	
2021-07-06	PSD2 API	100.00	0.00	0.10	236.38	430.66	
2021-07-05	PSD2 API	100.00	0.00	0.00	416.96	428.31	
2021-07-04	PSD2 API	100.00	0.00	0.00	395.50	380.31	
2021-07-03	PSD2 API	100.00	0.00	0.00	408.33	474.23	
2021-07-02	PSD2 API	100.00	0.00	0.00	237.35	463.12	
2021-07-01	PSD2 API	100.00	0.00	0.35	367.47	510.72	

3. Daily Availability – Digital Mobile / Dnevna dostupnost Digital Mobile

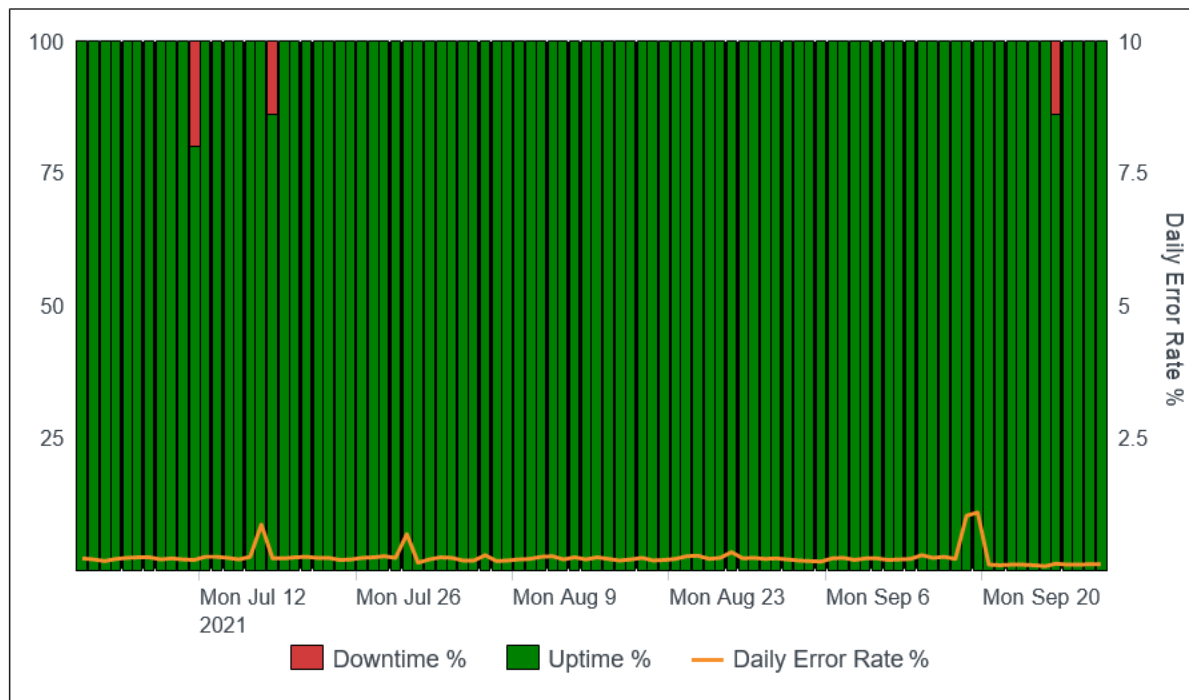


3.1. Digical Mobile daily statistics / Digical Mobile dnevna statistika

Datum	Application	DailyUptime (%)	DailyDowntime (%)	DailyErrorRate (%)	PIS(ms)	AIS(ms)
2021-09-30	Digical:Mobile	100.00	0.00	0.000	2686.39	810.46
2021-09-29	Digical:Mobile	100.00	0.00	0.001	2616.29	821.60
2021-09-28	Digical:Mobile	100.00	0.00	0.000	2638.65	807.95
2021-09-27	Digical:Mobile	100.00	0.00	0.000	2659.06	809.44
2021-09-26	Digical:Mobile	86.46	13.54	0.001	2532.06	819.21
2021-09-25	Digical:Mobile	100.00	0.00	0.000	2520.30	877.33
2021-09-24	Digical:Mobile	100.00	0.00	0.000	2606.05	719.53
2021-09-23	Digical:Mobile	99.72	0.28	0.000	2644.83	700.77
2021-09-22	Digical:Mobile	100.00	0.00	0.000	2698.04	724.69
2021-09-21	Digical:Mobile	99.86	0.14	0.000	2821.74	803.08
2021-09-20	Digical:Mobile	95.97	4.03	0.000	4380.97	2432.13
2021-09-19	Digical:Mobile	90.14	9.86	0.011	2860.25	1158.33
2021-09-18	Digical:Mobile	100.00	0.00	0.006	2701.33	949.78
2021-09-17	Digical:Mobile	100.00	0.00	0.001	2673.19	853.26
2021-09-16	Digical:Mobile	100.00	0.00	0.000	2595.73	804.73
2021-09-15	Digical:Mobile	100.00	0.00	0.000	2875.79	955.23
2021-09-14	Digical:Mobile	100.00	0.00	0.000	2616.09	821.17
2021-09-13	Digical:Mobile	100.00	0.00	0.000	2676.16	884.89
2021-09-12	Digical:Mobile	100.00	0.00	0.000	2329.72	810.86
2021-09-11	Digical:Mobile	100.00	0.00	0.000	2358.72	823.25
2021-09-10	Digical:Mobile	99.86	0.14	0.000	2648.57	893.95
2021-09-09	Digical:Mobile	100.00	0.00	0.000	2500.51	808.47
2021-09-08	Digical:Mobile	100.00	0.00	0.000	2547.38	820.12
2021-09-07	Digical:Mobile	100.00	0.00	0.000	2481.24	814.09
2021-09-06	Digical:Mobile	100.00	0.00	0.000	2516.66	824.40
2021-09-05	Digical:Mobile	100.00	0.00	0.000	2193.01	784.30
2021-09-04	Digical:Mobile	100.00	0.00	0.012	2228.06	815.78
2021-09-03	Digical:Mobile	100.00	0.00	0.000	2433.59	829.02
2021-09-02	Digical:Mobile	100.00	0.00	0.000	2378.75	789.41
2021-09-01	Digical:Mobile	100.00	0.00	0.000	2487.20	805.88
2021-08-31	Digical:Mobile	100.00	0.00	0.000	2431.12	757.89
2021-08-30	Digical:Mobile	100.00	0.00	0.000	2476.61	782.48
2021-08-29	Digical:Mobile	100.00	0.00	0.000	2246.37	792.60
2021-08-28	Digical:Mobile	100.00	0.00	0.000	2219.20	808.41
2021-08-27	Digical:Mobile	100.00	0.00	0.000	2323.59	798.05
2021-08-26	Digical:Mobile	100.00	0.00	0.000	2345.59	789.50
2021-08-25	Digical:Mobile	100.00	0.00	0.000	2369.32	800.85
2021-08-24	Digical:Mobile	100.00	0.00	0.000	2407.15	784.78
2021-08-23	Digical:Mobile	100.00	0.00	0.001	2473.63	796.58
2021-08-22	Digical:Mobile	100.00	0.00	0.000	2291.00	781.22
2021-08-21	Digical:Mobile	100.00	0.00	0.000	2250.02	787.70
2021-08-20	Digical:Mobile	100.00	0.00	0.000	2415.95	805.25
2021-08-19	Digical:Mobile	100.00	0.00	0.000	2444.63	810.56
2021-08-18	Digical:Mobile	100.00	0.00	0.000	2500.20	791.07
2021-08-17	Digical:Mobile	100.00	0.00	0.000	2695.83	849.07
2021-08-16	Digical:Mobile	100.00	0.00	0.000	2847.72	911.58
2021-08-15	Digical:Mobile	100.00	0.00	0.000	2382.99	781.24
2021-08-14	Digical:Mobile	100.00	0.00	0.000	2351.39	799.40

Datum	Application	DailyUptime (%)	DailyDowntime (%)	DailyErrorRate (%)	PIS(ms)	AIS(ms)
2021-08-13	Digical:Mobile	100.00	0.00	0.000	2949.69	993.32
2021-08-12	Digical:Mobile	100.00	0.00	0.000	2589.52	822.67
2021-08-11	Digical:Mobile	100.00	0.00	0.000	2584.77	824.83
2021-08-10	Digical:Mobile	100.00	0.00	0.000	3069.11	1073.22
2021-08-09	Digical:Mobile	100.00	0.00	0.000	2917.31	953.70
2021-08-08	Digical:Mobile	100.00	0.00	0.000	2355.42	809.34
2021-08-07	Digical:Mobile	100.00	0.00	0.000	2301.90	794.33
2021-08-06	Digical:Mobile	100.00	0.00	0.003	2485.47	799.27
2021-08-05	Digical:Mobile	100.00	0.00	0.000	2205.45	748.96
2021-08-04	Digical:Mobile	100.00	0.00	0.000	2323.92	767.63
2021-08-03	Digical:Mobile	100.00	0.00	0.000	2279.49	748.19
2021-08-02	Digical:Mobile	100.00	0.00	0.000	2316.44	743.82
2021-08-01	Digical:Mobile	100.00	0.00	0.000	2139.42	727.03
2021-07-31	Digical:Mobile	100.00	0.00	0.000	2092.62	703.38
2021-07-30	Digical:Mobile	100.00	0.00	0.043	2185.73	729.26
2021-07-29	Digical:Mobile	100.00	0.00	0.000	2193.37	727.18
2021-07-28	Digical:Mobile	100.00	0.00	0.000	2207.00	723.78
2021-07-27	Digical:Mobile	100.00	0.00	0.000	2231.86	730.89
2021-07-26	Digical:Mobile	100.00	0.00	0.001	2297.17	729.57
2021-07-25	Digical:Mobile	100.00	0.00	0.000	2250.12	750.39
2021-07-24	Digical:Mobile	100.00	0.00	0.000	3396.83	757.01
2021-07-23	Digical:Mobile	99.86	0.14	0.001	2310.54	732.75
2021-07-22	Digical:Mobile	100.00	0.00	0.000	2344.72	727.63
2021-07-21	Digical:Mobile	100.00	0.00	0.003	2385.95	716.97
2021-07-20	Digical:Mobile	100.00	0.00	0.000	2405.64	721.34
2021-07-19	Digical:Mobile	100.00	0.00	0.000	2450.34	703.76
2021-07-18	Digical:Mobile	86.18	13.82	0.000	2315.44	723.58
2021-07-17	Digical:Mobile	100.00	0.00	0.000	2343.20	743.60
2021-07-16	Digical:Mobile	100.00	0.00	0.000	2461.62	709.95
2021-07-15	Digical:Mobile	100.00	0.00	0.000	2515.32	706.38
2021-07-14	Digical:Mobile	100.00	0.00	0.017	2452.59	713.51
2021-07-13	Digical:Mobile	100.00	0.00	0.000	2440.45	717.89
2021-07-12	Digical:Mobile	100.00	0.00	0.000	2584.81	751.23
2021-07-11	Digical:Mobile	80.28	19.72	0.000	2350.49	736.87
2021-07-10	Digical:Mobile	100.00	0.00	0.000	2311.65	738.51
2021-07-09	Digical:Mobile	100.00	0.00	0.000	2484.82	738.04
2021-07-08	Digical:Mobile	100.00	0.00	0.000	2465.12	733.94
2021-07-07	Digical:Mobile	99.86	0.14	0.000	2436.41	751.85
2021-07-06	Digical:Mobile	100.00	0.00	0.001	2619.20	744.72
2021-07-05	Digical:Mobile	100.00	0.00	0.000	2436.07	730.96
2021-07-04	Digical:Mobile	100.00	0.00	0.001	2221.72	729.18
2021-07-03	Digical:Mobile	100.00	0.00	0.000	2217.07	739.59
2021-07-02	Digical:Mobile	100.00	0.00	0.001	2328.02	728.39
2021-07-01	Digical:Mobile	100.00	0.00	0.001	2442.54	728.22

4. Daily Availability – Digical / Dnevna dostupnost Digical

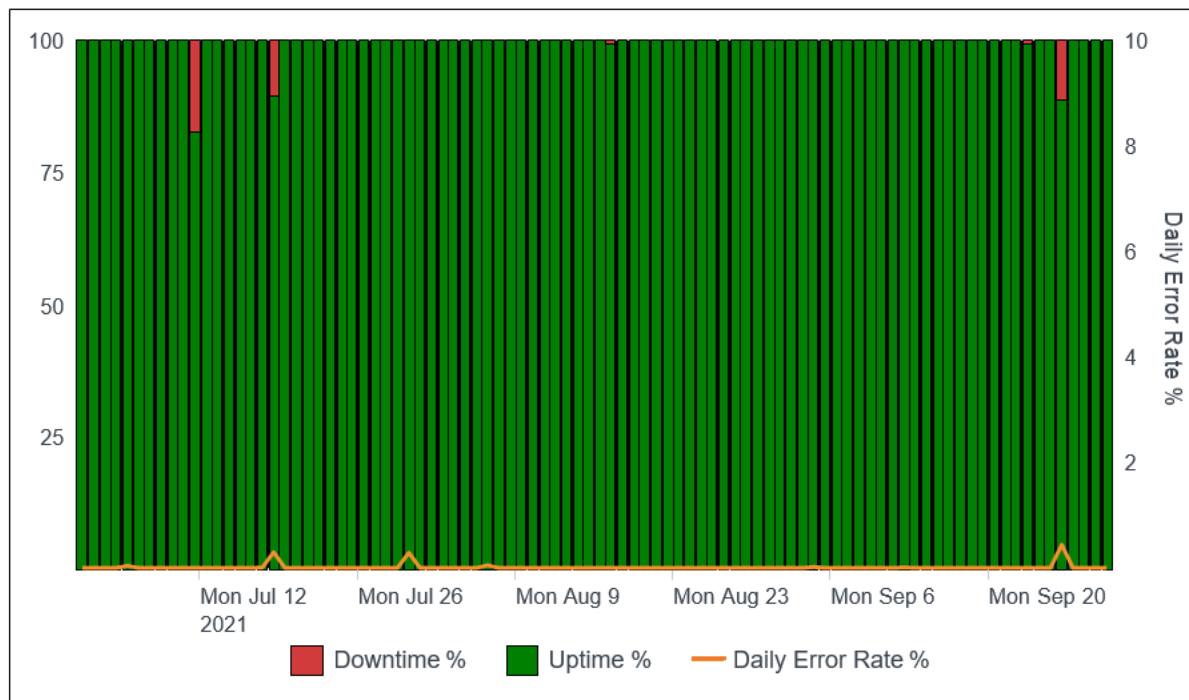


4.1. Digical daily statistics / Digical dnevna statistika

Datum	Application	DailyUptime (%)	DailyDowntime (%)	DailyErrorRate (%)	PIS (ms)	AIS (ms)
2021-09-30	Digical	100.00	0.00	0.08	1467.90	743.86
2021-09-29	Digical	100.00	0.00	0.08	1495.74	728.56
2021-09-28	Digical	100.00	0.00	0.07	1482.33	731.90
2021-09-27	Digical	100.00	0.00	0.07	1466.44	761.33
2021-09-26	Digical	86.46	13.54	0.09	1425.71	651.25
2021-09-25	Digical	100.00	0.00	0.04	1421.39	756.93
2021-09-24	Digical	100.00	0.00	0.06	1443.43	714.22
2021-09-23	Digical	100.00	0.00	0.07	1448.62	711.50
2021-09-22	Digical	100.00	0.00	0.07	1441.54	730.68
2021-09-21	Digical	100.00	0.00	0.06	1491.37	732.97
2021-09-20	Digical	100.00	0.00	0.07	1499.95	770.24
2021-09-19	Digical	100.00	0.00	1.06	1417.99	1250.12
2021-09-18	Digical	100.00	0.00	1.00	1363.20	708.36
2021-09-17	Digical	100.00	0.00	0.18	1454.32	788.03
2021-09-16	Digical	100.00	0.00	0.22	1466.44	771.40
2021-09-15	Digical	100.00	0.00	0.20	1494.94	824.64
2021-09-14	Digical	100.00	0.00	0.25	1420.57	781.18
2021-09-13	Digical	100.00	0.00	0.18	1358.34	770.81
2021-09-12	Digical	100.00	0.00	0.17	1227.03	762.79
2021-09-11	Digical	100.00	0.00	0.16	1359.24	725.78
2021-09-10	Digical	100.00	0.00	0.19	1371.10	760.71
2021-09-09	Digical	100.00	0.00	0.19	1337.38	777.32
2021-09-08	Digical	100.00	0.00	0.16	1342.11	753.63
2021-09-07	Digical	100.00	0.00	0.20	1350.26	743.55
2021-09-06	Digical	100.00	0.00	0.19	1331.11	749.06
2021-09-05	Digical	100.00	0.00	0.13	1222.74	678.46
2021-09-04	Digical	100.00	0.00	0.14	1376.51	762.21
2021-09-03	Digical	100.00	0.00	0.15	1344.77	779.58
2021-09-02	Digical	100.00	0.00	0.17	1342.91	744.02
2021-09-01	Digical	100.00	0.00	0.19	1336.46	746.21
2021-08-31	Digical	100.00	0.00	0.18	1341.77	740.96
2021-08-30	Digical	100.00	0.00	0.20	1352.23	760.51
2021-08-29	Digical	100.00	0.00	0.19	1216.91	656.89
2021-08-28	Digical	100.00	0.00	0.31	1281.43	753.98
2021-08-27	Digical	100.00	0.00	0.20	1335.64	794.66
2021-08-26	Digical	100.00	0.00	0.18	1307.10	768.63
2021-08-25	Digical	100.00	0.00	0.24	1286.68	716.00
2021-08-24	Digical	100.00	0.00	0.23	1343.40	724.65
2021-08-23	Digical	100.00	0.00	0.18	1334.11	750.40
2021-08-22	Digical	100.00	0.00	0.16	1232.60	681.11
2021-08-21	Digical	100.00	0.00	0.15	1279.02	716.75
2021-08-20	Digical	100.00	0.00	0.20	1316.37	724.29
2021-08-19	Digical	100.00	0.00	0.17	1308.49	731.46
2021-08-18	Digical	100.00	0.00	0.15	1324.25	729.24
2021-08-17	Digical	100.00	0.00	0.18	1372.55	763.31
2021-08-16	Digical	100.00	0.00	0.21	1395.68	766.67
2021-08-15	Digical	100.00	0.00	0.17	1235.24	673.97

Datum	Application	DailyUptime (%)	DailyDowntime (%)	DailyErrorRate (%)	PIS (ms)	AIS (ms)
2021-08-14	Digical	100.00	0.00	0.21	1226.28	660.85
2021-08-13	Digical	100.00	0.00	0.17	1441.67	800.05
2021-08-12	Digical	100.00	0.00	0.23	1301.24	745.25
2021-08-11	Digical	100.00	0.00	0.22	1304.80	737.98
2021-08-10	Digical	100.00	0.00	0.18	1319.64	790.87
2021-08-09	Digical	100.00	0.00	0.17	1330.12	765.29
2021-08-08	Digical	100.00	0.00	0.15	1250.38	669.51
2021-08-07	Digical	100.00	0.00	0.14	1252.24	693.00
2021-08-06	Digical	100.00	0.00	0.25	1304.63	760.86
2021-08-05	Digical	100.00	0.00	0.15	1218.50	726.37
2021-08-04	Digical	100.00	0.00	0.15	1301.97	896.98
2021-08-03	Digical	100.00	0.00	0.20	1275.29	777.77
2021-08-02	Digical	100.00	0.00	0.21	1285.43	768.12
2021-08-01	Digical	100.00	0.00	0.17	1224.55	693.82
2021-07-31	Digical	100.00	0.00	0.11	1281.77	735.87
2021-07-30	Digical	100.00	0.00	0.65	1324.77	783.86
2021-07-29	Digical	100.00	0.00	0.20	1312.47	815.98
2021-07-28	Digical	100.00	0.00	0.23	1305.64	793.29
2021-07-27	Digical	100.00	0.00	0.21	1290.68	808.95
2021-07-26	Digical	100.00	0.00	0.20	1382.15	807.30
2021-07-25	Digical	100.00	0.00	0.17	1340.31	766.55
2021-07-24	Digical	100.00	0.00	0.16	2036.81	757.99
2021-07-23	Digical	100.00	0.00	0.20	1423.21	830.17
2021-07-22	Digical	100.00	0.00	0.20	1409.34	795.14
2021-07-21	Digical	100.00	0.00	0.22	1404.02	801.85
2021-07-20	Digical	100.00	0.00	0.21	1447.27	801.73
2021-07-19	Digical	100.00	0.00	0.19	1418.24	799.46
2021-07-18	Digical	86.25	13.75	0.19	1318.05	747.17
2021-07-17	Digical	100.00	0.00	0.83	1380.94	768.57
2021-07-16	Digical	100.00	0.00	0.22	1444.53	812.06
2021-07-15	Digical	100.00	0.00	0.17	1446.09	821.06
2021-07-14	Digical	100.00	0.00	0.20	1444.35	913.33
2021-07-13	Digical	100.00	0.00	0.22	1419.48	827.94
2021-07-12	Digical	100.00	0.00	0.22	1554.00	874.20
2021-07-11	Digical	80.28	19.72	0.16	1403.49	778.19
2021-07-10	Digical	100.00	0.00	0.17	1399.75	786.02
2021-07-09	Digical	100.00	0.00	0.19	1434.28	814.34
2021-07-08	Digical	100.00	0.00	0.17	1423.26	815.14
2021-07-07	Digical	100.00	0.00	0.21	1411.46	896.76
2021-07-06	Digical	100.00	0.00	0.21	1707.95	820.80
2021-07-05	Digical	100.00	0.00	0.20	1440.79	825.34
2021-07-04	Digical	100.00	0.00	0.18	1325.22	733.64
2021-07-03	Digical	100.00	0.00	0.14	1412.23	768.77
2021-07-02	Digical	100.00	0.00	0.17	1411.15	859.75
2021-07-01	Digical	100.00	0.00	0.19	1445.28	818.57

5. Daily Availability – Com@net / Dnevna dostupnost Com@net

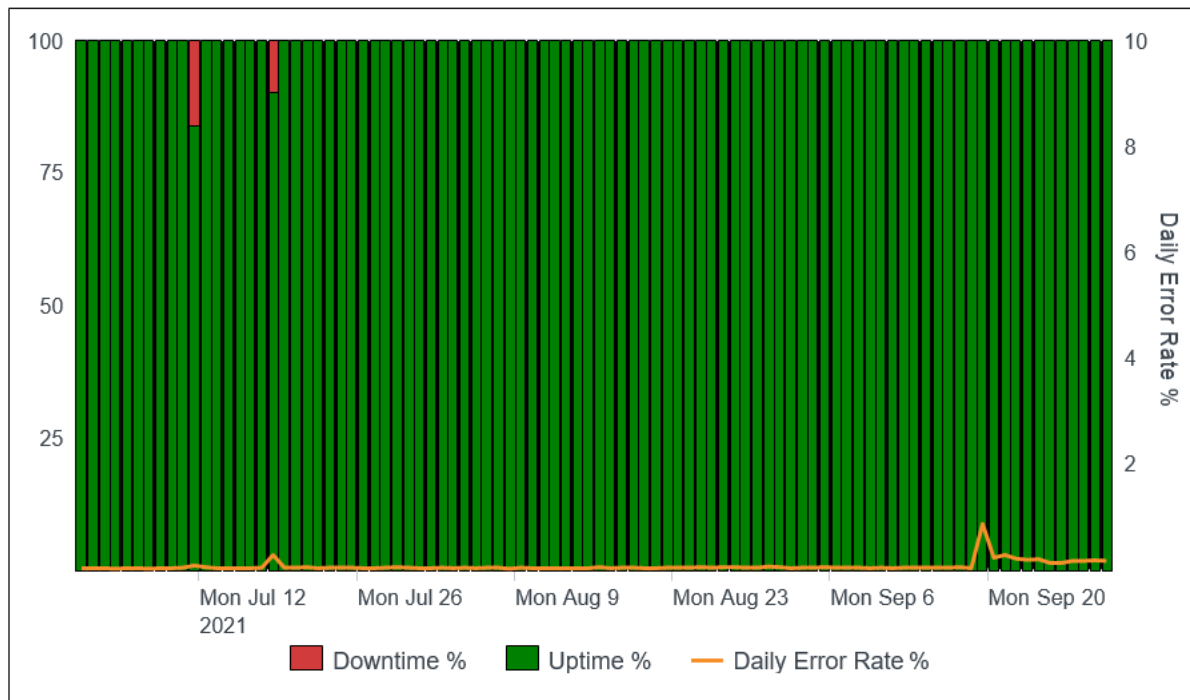


5.1.Com@net daily statistics / Com@net dnevna statistika

Datum	Application	DailyUptime (%)	DailyDowntime (%)	DailyErrorRate (%)	PIS (ms)	AIS (ms)
2021-09-30	Com@net	100.00	0.00	0.00	610.93	154.70
2021-09-29	Com@net	100.00	0.00	0.00	594.81	142.34
2021-09-28	Com@net	100.00	0.00	0.00	617.07	166.74
2021-09-27	Com@net	100.00	0.00	0.00	616.49	144.84
2021-09-26	Com@net	89.24	10.76	0.44	552.25	146.41
2021-09-25	Com@net	100.00	0.00	0.00	567.15	124.98
2021-09-24	Com@net	100.00	0.00	0.00	616.89	137.20
2021-09-23	Com@net	99.72	0.28	0.00	603.33	137.98
2021-09-22	Com@net	100.00	0.00	0.00	611.82	140.81
2021-09-21	Com@net	99.86	0.14	0.00	622.22	145.32
2021-09-20	Com@net	100.00	0.00	0.00	612.36	154.88
2021-09-19	Com@net	100.00	0.00	0.00	528.75	127.33
2021-09-18	Com@net	100.00	0.00	0.00	569.00	122.79
2021-09-17	Com@net	99.86	0.14	0.00	614.34	143.38
2021-09-16	Com@net	100.00	0.00	0.00	618.17	149.42
2021-09-15	Com@net	100.00	0.00	0.00	631.35	155.98
2021-09-14	Com@net	100.00	0.00	0.00	627.96	145.62
2021-09-13	Com@net	100.00	0.00	0.00	605.34	139.28
2021-09-12	Com@net	100.00	0.00	0.01	528.34	125.73
2021-09-11	Com@net	100.00	0.00	0.00	573.02	120.92
2021-09-10	Com@net	99.86	0.14	0.00	610.58	134.20
2021-09-09	Com@net	100.00	0.00	0.00	590.18	135.25
2021-09-08	Com@net	100.00	0.00	0.00	589.00	149.13
2021-09-07	Com@net	100.00	0.00	0.00	597.62	134.71
2021-09-06	Com@net	100.00	0.00	0.00	588.07	129.74
2021-09-05	Com@net	100.00	0.00	0.00	525.00	125.52
2021-09-04	Com@net	100.00	0.00	0.02	563.82	120.08
2021-09-03	Com@net	100.00	0.00	0.00	607.97	161.56
2021-09-02	Com@net	100.00	0.00	0.00	591.44	131.37
2021-09-01	Com@net	100.00	0.00	0.00	598.62	152.96
2021-08-31	Com@net	100.00	0.00	0.00	606.03	139.10
2021-08-30	Com@net	100.00	0.00	0.00	590.96	140.30
2021-08-29	Com@net	100.00	0.00	0.00	536.09	144.45
2021-08-28	Com@net	100.00	0.00	0.00	567.35	127.43
2021-08-27	Com@net	100.00	0.00	0.00	581.87	132.07
2021-08-26	Com@net	100.00	0.00	0.00	578.08	137.69
2021-08-25	Com@net	100.00	0.00	0.00	582.35	146.10
2021-08-24	Com@net	100.00	0.00	0.00	599.49	145.61
2021-08-23	Com@net	100.00	0.00	0.00	592.07	140.23
2021-08-22	Com@net	100.00	0.00	0.00	523.21	127.18
2021-08-21	Com@net	100.00	0.00	0.00	602.06	121.76
2021-08-20	Com@net	100.00	0.00	0.00	593.59	137.81
2021-08-19	Com@net	100.00	0.00	0.00	581.71	156.86
2021-08-18	Com@net	100.00	0.00	0.00	579.74	141.75
2021-08-17	Com@net	99.79	0.21	0.00	610.20	138.90
2021-08-16	Com@net	100.00	0.00	0.00	589.56	147.53
2021-08-15	Com@net	100.00	0.00	0.00	502.35	130.44
2021-08-14	Com@net	100.00	0.00	0.00	519.62	116.52
2021-08-13	Com@net	100.00	0.00	0.00	581.88	146.63
2021-08-12	Com@net	100.00	0.00	0.00	587.59	139.32
2021-08-11	Com@net	100.00	0.00	0.00	585.95	134.60
2021-08-10	Com@net	100.00	0.00	0.00	603.44	136.91

Datum	Application	DailyUptime (%)	DailyDowntime (%)	DailyErrorRate (%)	PIS (ms)	AIS (ms)
2021-08-09	Com@net	100.00	0.00	0.00	647.13	166.41
2021-08-08	Com@net	100.00	0.00	0.00	513.30	123.77
2021-08-07	Com@net	100.00	0.00	0.00	537.49	118.01
2021-08-06	Com@net	100.00	0.00	0.05	583.88	136.37
2021-08-05	Com@net	100.00	0.00	0.00	533.03	136.56
2021-08-04	Com@net	100.00	0.00	0.00	605.89	147.39
2021-08-03	Com@net	100.00	0.00	0.00	600.48	153.55
2021-08-02	Com@net	100.00	0.00	0.00	590.72	134.54
2021-08-01	Com@net	100.00	0.00	0.00	553.50	134.67
2021-07-31	Com@net	100.00	0.00	0.00	544.08	129.52
2021-07-30	Com@net	100.00	0.00	0.29	606.56	152.78
2021-07-29	Com@net	100.00	0.00	0.00	604.04	153.84
2021-07-28	Com@net	100.00	0.00	0.00	615.45	167.01
2021-07-27	Com@net	100.00	0.00	0.00	621.12	155.69
2021-07-26	Com@net	100.00	0.00	0.00	614.37	147.45
2021-07-25	Com@net	100.00	0.00	0.00	596.48	147.26
2021-07-24	Com@net	100.00	0.00	0.00	577.65	139.46
2021-07-23	Com@net	99.86	0.14	0.00	619.09	160.21
2021-07-22	Com@net	100.00	0.00	0.00	608.92	158.63
2021-07-21	Com@net	100.00	0.00	0.00	627.57	163.90
2021-07-20	Com@net	100.00	0.00	0.00	637.96	157.07
2021-07-19	Com@net	100.00	0.00	0.00	693.54	203.61
2021-07-18	Com@net	89.65	10.35	0.30	583.66	153.05
2021-07-17	Com@net	100.00	0.00	0.01	580.59	140.82
2021-07-16	Com@net	100.00	0.00	0.00	617.44	143.83
2021-07-15	Com@net	100.00	0.00	0.00	619.13	162.04
2021-07-14	Com@net	100.00	0.00	0.00	609.27	156.80
2021-07-13	Com@net	100.00	0.00	0.00	622.69	143.82
2021-07-12	Com@net	100.00	0.00	0.00	654.17	153.59
2021-07-11	Com@net	83.06	16.94	0.00	624.92	148.06
2021-07-10	Com@net	100.00	0.00	0.00	562.39	140.61
2021-07-09	Com@net	100.00	0.00	0.00	621.18	155.01
2021-07-08	Com@net	100.00	0.00	0.00	613.71	145.76
2021-07-07	Com@net	99.86	0.14	0.00	616.62	164.20
2021-07-06	Com@net	100.00	0.00	0.00	624.39	162.99
2021-07-05	Com@net	100.00	0.00	0.04	614.02	143.94
2021-07-04	Com@net	100.00	0.00	0.00	540.45	137.86
2021-07-03	Com@net	100.00	0.00	0.00	564.89	139.48
2021-07-02	Com@net	100.00	0.00	0.00	614.46	152.51
2021-07-01	Com@net	100.00	0.00	0.00	618.99	147.90

6. Daily Availability - Digi4Biz Mobile / Dnevna dostupnost Digi4Biz Mobile

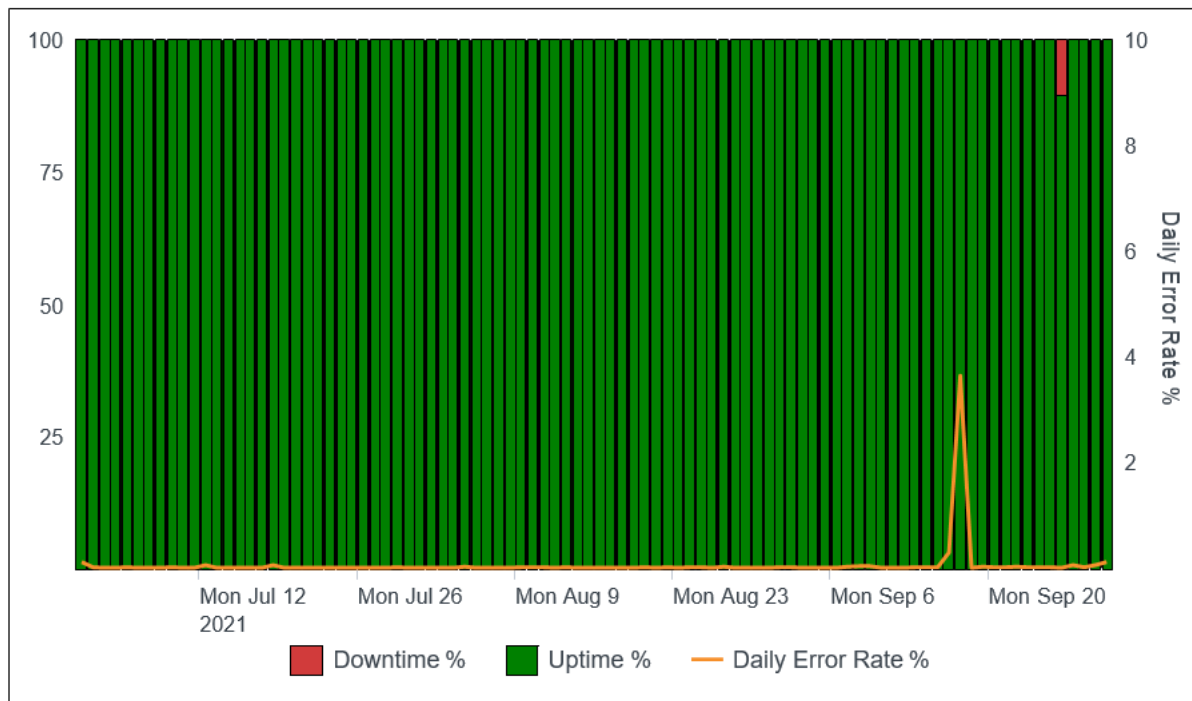


6.1. Digi4Biz Mobile daily statistics / Digi4Biz Mobile dnevna statistika

Datum	Application	DailyUptime (%)	DailyDowntime (%)	DailyErrorRate (%)	PIS (ms)	AIS (ms)
2021-09-30	Digi4Biz Mobile	100.00	0.00	0.15	2303.01	395.96
2021-09-29	Digi4Biz Mobile	100.00	0.00	0.16	2222.38	401.70
2021-09-28	Digi4Biz Mobile	100.00	0.00	0.15	2295.25	407.32
2021-09-27	Digi4Biz Mobile	100.00	0.00	0.15	2349.09	403.66
2021-09-26	Digi4Biz Mobile	100.00	0.00	0.11	2148.85	450.10
2021-09-25	Digi4Biz Mobile	100.00	0.00	0.11	2020.43	446.26
2021-09-24	Digi4Biz Mobile	100.00	0.00	0.18	2301.80	406.18
2021-09-23	Digi4Biz Mobile	100.00	0.00	0.17	2264.87	404.32
2021-09-22	Digi4Biz Mobile	100.00	0.00	0.19	2301.57	399.76
2021-09-21	Digi4Biz Mobile	100.00	0.00	0.26	2360.59	401.86
2021-09-20	Digi4Biz Mobile	100.00	0.00	0.21	2302.33	395.97
2021-09-19	Digi4Biz Mobile	100.00	0.00	0.85	2053.33	445.86
2021-09-18	Digi4Biz Mobile	100.00	0.00	0.01	2238.17	450.29
2021-09-17	Digi4Biz Mobile	100.00	0.00	0.03	2352.48	406.52
2021-09-16	Digi4Biz Mobile	100.00	0.00	0.02	2437.25	402.14
2021-09-15	Digi4Biz Mobile	100.00	0.00	0.02	2453.97	392.70
2021-09-14	Digi4Biz Mobile	100.00	0.00	0.02	2436.04	392.03
2021-09-13	Digi4Biz Mobile	100.00	0.00	0.02	2550.34	391.46
2021-09-12	Digi4Biz Mobile	100.00	0.00	0.02	2287.53	441.08
2021-09-11	Digi4Biz Mobile	100.00	0.00	0.01	2244.91	446.16
2021-09-10	Digi4Biz Mobile	100.00	0.00	0.02	2423.18	395.73
2021-09-09	Digi4Biz Mobile	100.00	0.00	0.01	2457.19	399.83
2021-09-08	Digi4Biz Mobile	100.00	0.00	0.02	2384.39	405.62
2021-09-07	Digi4Biz Mobile	100.00	0.00	0.02	2452.04	409.06
2021-09-06	Digi4Biz Mobile	100.00	0.00	0.02	2349.52	398.67
2021-09-05	Digi4Biz Mobile	100.00	0.00	0.03	2155.37	443.93
2021-09-04	Digi4Biz Mobile	100.00	0.00	0.02	2102.19	458.66
2021-09-03	Digi4Biz Mobile	100.00	0.00	0.02	2398.21	412.50
2021-09-02	Digi4Biz Mobile	100.00	0.00	0.01	2275.82	405.66
2021-09-01	Digi4Biz Mobile	100.00	0.00	0.03	2395.24	404.05
2021-08-31	Digi4Biz Mobile	100.00	0.00	0.04	2331.34	409.11
2021-08-30	Digi4Biz Mobile	100.00	0.00	0.02	2263.58	403.59
2021-08-29	Digi4Biz Mobile	100.00	0.00	0.02	2293.86	460.03
2021-08-28	Digi4Biz Mobile	100.00	0.00	0.03	2124.80	461.44
2021-08-27	Digi4Biz Mobile	100.00	0.00	0.03	2270.89	419.26
2021-08-26	Digi4Biz Mobile	100.00	0.00	0.02	2241.11	416.49
2021-08-25	Digi4Biz Mobile	100.00	0.00	0.03	2267.94	418.52
2021-08-24	Digi4Biz Mobile	100.00	0.00	0.02	2402.39	419.86
2021-08-23	Digi4Biz Mobile	100.00	0.00	0.02	2406.27	409.41
2021-08-22	Digi4Biz Mobile	100.00	0.00	0.02	2109.65	460.64
2021-08-21	Digi4Biz Mobile	100.00	0.00	0.01	2231.38	459.76
2021-08-20	Digi4Biz Mobile	100.00	0.00	0.01	2483.68	418.89
2021-08-19	Digi4Biz Mobile	100.00	0.00	0.02	2282.50	418.30
2021-08-18	Digi4Biz Mobile	100.00	0.00	0.02	2489.58	419.12
2021-08-17	Digi4Biz Mobile	100.00	0.00	0.01	2440.43	418.71
2021-08-16	Digi4Biz Mobile	100.00	0.00	0.03	2542.58	407.35
2021-08-15	Digi4Biz Mobile	100.00	0.00	0.01	2358.63	462.75
2021-08-14	Digi4Biz Mobile	100.00	0.00	0.01	2147.05	459.30
2021-08-13	Digi4Biz Mobile	100.00	0.00	0.01	2529.96	408.69
2021-08-12	Digi4Biz Mobile	100.00	0.00	0.01	2474.24	418.57
2021-08-11	Digi4Biz Mobile	100.00	0.00	0.01	2463.59	420.89

Datum	Application	DailyUptime (%)	DailyDowntime (%)	DailyErrorRate (%)	PIS (ms)	AIS (ms)
2021-08-10	Digi4Biz Mobile	100.00	0.00	0.01	2430.01	415.66
2021-08-09	Digi4Biz Mobile	100.00	0.00	0.02	2435.87	414.75
2021-08-08	Digi4Biz Mobile	100.00	0.00	0.00	2345.70	477.40
2021-08-07	Digi4Biz Mobile	100.00	0.00	0.02	2249.85	467.25
2021-08-06	Digi4Biz Mobile	100.00	0.00	0.02	2534.94	426.33
2021-08-05	Digi4Biz Mobile	100.00	0.00	0.01	2103.22	455.64
2021-08-04	Digi4Biz Mobile	100.00	0.00	0.02	2426.92	426.76
2021-08-03	Digi4Biz Mobile	100.00	0.00	0.01	2423.33	430.49
2021-08-02	Digi4Biz Mobile	100.00	0.00	0.02	2480.74	412.68
2021-08-01	Digi4Biz Mobile	100.00	0.00	0.01	2247.69	474.48
2021-07-31	Digi4Biz Mobile	100.00	0.00	0.01	2223.91	472.81
2021-07-30	Digi4Biz Mobile	100.00	0.00	0.02	2301.64	421.11
2021-07-29	Digi4Biz Mobile	100.00	0.00	0.03	2419.63	423.16
2021-07-28	Digi4Biz Mobile	100.00	0.00	0.02	2360.94	424.45
2021-07-27	Digi4Biz Mobile	100.00	0.00	0.01	2272.30	430.99
2021-07-26	Digi4Biz Mobile	100.00	0.00	0.01	2470.28	423.30
2021-07-25	Digi4Biz Mobile	100.00	0.00	0.02	2389.35	481.21
2021-07-24	Digi4Biz Mobile	100.00	0.00	0.02	2405.23	470.43
2021-07-23	Digi4Biz Mobile	100.00	0.00	0.02	2198.06	427.30
2021-07-22	Digi4Biz Mobile	100.00	0.00	0.01	2281.99	422.10
2021-07-21	Digi4Biz Mobile	100.00	0.00	0.03	2345.81	415.67
2021-07-20	Digi4Biz Mobile	100.00	0.00	0.02	2345.93	412.98
2021-07-19	Digi4Biz Mobile	100.00	0.00	0.02	2342.05	413.99
2021-07-18	Digi4Biz Mobile	90.49	9.51	0.26	2280.46	472.12
2021-07-17	Digi4Biz Mobile	100.00	0.00	0.02	2110.93	457.87
2021-07-16	Digi4Biz Mobile	100.00	0.00	0.01	2268.48	418.49
2021-07-15	Digi4Biz Mobile	100.00	0.00	0.01	2345.67	401.74
2021-07-14	Digi4Biz Mobile	100.00	0.00	0.01	2240.88	391.23
2021-07-13	Digi4Biz Mobile	100.00	0.00	0.01	2361.37	404.57
2021-07-12	Digi4Biz Mobile	100.00	0.00	0.03	2433.92	405.46
2021-07-11	Digi4Biz Mobile	84.24	15.76	0.06	2351.99	454.88
2021-07-10	Digi4Biz Mobile	100.00	0.00	0.02	2195.66	451.04
2021-07-09	Digi4Biz Mobile	100.00	0.00	0.01	2393.15	407.48
2021-07-08	Digi4Biz Mobile	100.00	0.00	0.01	2326.00	407.33
2021-07-07	Digi4Biz Mobile	100.00	0.00	0.00	2326.37	407.85
2021-07-06	Digi4Biz Mobile	100.00	0.00	0.01	2343.81	410.09
2021-07-05	Digi4Biz Mobile	100.00	0.00	0.01	2236.49	407.65
2021-07-04	Digi4Biz Mobile	100.00	0.00	0.00	2077.72	454.79
2021-07-03	Digi4Biz Mobile	100.00	0.00	0.01	2025.21	450.95
2021-07-02	Digi4Biz Mobile	100.00	0.00	0.01	2224.19	410.71
2021-07-01	Digi4Biz Mobile	100.00	0.00	0.01	2244.43	400.13

7. Daily Availability - Digi4Biz / Dnevna dostupnost Digi4Biz



7.1. Digi4Biz Daily statistics / Digi4Biz dnevna statistika

Datum	Application	DailyUptime (%)	DailyDowntime (%)	DailyErrorRate (%)	PIS (ms)	AIS (ms)
2021-09-30	Digi4Biz	100.00	0.00	0.11	7508.70	399.20
2021-09-29	Digi4Biz	100.00	0.00	0.05	6511.60	403.13
2021-09-28	Digi4Biz	100.00	0.00	0.01	7227.80	412.37
2021-09-27	Digi4Biz	100.00	0.00	0.05	5754.63	412.67
2021-09-26	Digi4Biz	89.65	10.35	0.00	8641.22	438.17
2021-09-25	Digi4Biz	100.00	0.00	0.01	4551.03	409.92
2021-09-24	Digi4Biz	100.00	0.00	0.01	5725.42	406.04
2021-09-23	Digi4Biz	100.00	0.00	0.01	4607.18	396.89
2021-09-22	Digi4Biz	100.00	0.00	0.02	5609.58	399.94
2021-09-21	Digi4Biz	100.00	0.00	0.01	4301.55	410.86
2021-09-20	Digi4Biz	100.00	0.00	0.01	5267.14	401.78
2021-09-19	Digi4Biz	100.00	0.00	0.02	5743.45	411.70
2021-09-18	Digi4Biz	100.00	0.00	0.00	4383.37	471.95
2021-09-17	Digi4Biz	100.00	0.00	3.64	2021.26	856.44
2021-09-16	Digi4Biz	100.00	0.00	0.29	5328.94	428.81
2021-09-15	Digi4Biz	100.00	0.00	0.01	7189.95	379.56
2021-09-14	Digi4Biz	100.00	0.00	0.01	6363.45	394.94
2021-09-13	Digi4Biz	100.00	0.00	0.01	6556.24	388.83
2021-09-12	Digi4Biz	100.00	0.00	0.00	6892.24	412.59
2021-09-11	Digi4Biz	100.00	0.00	0.00	5626.88	409.08
2021-09-10	Digi4Biz	100.00	0.00	0.00	7274.59	386.99
2021-09-09	Digi4Biz	100.00	0.00	0.03	5898.23	390.92
2021-09-08	Digi4Biz	100.00	0.00	0.03	5490.71	397.28
2021-09-07	Digi4Biz	100.00	0.00	0.02	5485.52	390.24
2021-09-06	Digi4Biz	100.00	0.00	0.00	5963.60	387.26
2021-09-05	Digi4Biz	100.00	0.00	0.00	6702.63	405.81
2021-09-04	Digi4Biz	100.00	0.00	0.00	9237.16	407.52
2021-09-03	Digi4Biz	100.00	0.00	0.00	7560.29	394.45
2021-09-02	Digi4Biz	100.00	0.00	0.01	7742.50	398.93
2021-09-01	Digi4Biz	100.00	0.00	0.01	7338.50	399.28
2021-08-31	Digi4Biz	100.00	0.00	0.00	7454.97	409.41
2021-08-30	Digi4Biz	100.00	0.00	0.00	6647.61	398.85
2021-08-29	Digi4Biz	100.00	0.00	0.00	6061.59	429.96
2021-08-28	Digi4Biz	100.00	0.00	0.00	6633.70	428.14
2021-08-27	Digi4Biz	100.00	0.00	0.02	2029.69	856.26
2021-08-26	Digi4Biz	100.00	0.00	0.00	6368.61	406.87
2021-08-25	Digi4Biz	100.00	0.00	0.01	5752.70	430.10
2021-08-24	Digi4Biz	100.00	0.00	0.01	8798.31	420.76
2021-08-23	Digi4Biz	100.00	0.00	0.00	6507.61	409.94
2021-08-22	Digi4Biz	100.00	0.00	0.01	7723.00	426.53
2021-08-21	Digi4Biz	100.00	0.00	0.00	8089.06	421.07
2021-08-20	Digi4Biz	100.00	0.00	0.01	6669.63	434.97
2021-08-19	Digi4Biz	100.00	0.00	0.00	6964.12	410.65
2021-08-18	Digi4Biz	100.00	0.00	0.00	8023.58	409.68
2021-08-17	Digi4Biz	100.00	0.00	0.00	8220.41	403.93
2021-08-16	Digi4Biz	100.00	0.00	0.00	8692.54	394.30
2021-08-15	Digi4Biz	100.00	0.00	0.00	6088.41	404.12
2021-08-14	Digi4Biz	100.00	0.00	0.00	7416.69	413.45
2021-08-13	Digi4Biz	100.00	0.00	0.01	9322.34	393.02
2021-08-12	Digi4Biz	100.00	0.00	0.00	7086.66	401.43
2021-08-11	Digi4Biz	100.00	0.00	0.01	7854.46	395.70

Datum	Application	DailyUptime (%)	DailyDowntime (%)	DailyErrorRate (%)	PIS (ms)	AIS (ms)
2021-08-10	Digi4Biz	100.00	0.00	0.01	6346.29	395.65
2021-08-09	Digi4Biz	100.00	0.00	0.01	7332.82	392.40
2021-08-08	Digi4Biz	100.00	0.00	0.00	5809.23	406.29
2021-08-07	Digi4Biz	100.00	0.00	0.00	7879.27	401.63
2021-08-06	Digi4Biz	100.00	0.00	0.00	6468.61	389.76
2021-08-05	Digi4Biz	100.00	0.00	0.00	9479.10	394.80
2021-08-04	Digi4Biz	100.00	0.00	0.02	7559.52	391.51
2021-08-03	Digi4Biz	100.00	0.00	0.00	7368.36	405.13
2021-08-02	Digi4Biz	100.00	0.00	0.00	8202.02	386.12
2021-08-01	Digi4Biz	100.00	0.00	0.00	6408.25	400.45
2021-07-31	Digi4Biz	100.00	0.00	0.00	7108.60	392.56
2021-07-30	Digi4Biz	100.00	0.00	0.00	7786.11	390.90
2021-07-29	Digi4Biz	100.00	0.00	0.01	7656.37	399.33
2021-07-28	Digi4Biz	100.00	0.00	0.00	8094.06	388.83
2021-07-27	Digi4Biz	100.00	0.00	0.00	8936.25	410.24
2021-07-26	Digi4Biz	100.00	0.00	0.00	6423.53	397.92
2021-07-25	Digi4Biz	100.00	0.00	0.00	5969.67	425.46
2021-07-24	Digi4Biz	100.00	0.00	0.00	6579.81	428.80
2021-07-23	Digi4Biz	100.00	0.00	0.00	7797.40	399.30
2021-07-22	Digi4Biz	100.00	0.00	0.00	7221.70	393.17
2021-07-21	Digi4Biz	100.00	0.00	0.00	9599.09	396.31
2021-07-20	Digi4Biz	100.00	0.00	0.00	7658.29	407.36
2021-07-19	Digi4Biz	100.00	0.00	0.00	8026.85	408.14
2021-07-18	Digi4Biz	100.00	0.00	0.05	7150.35	437.26
2021-07-17	Digi4Biz	100.00	0.00	0.00	6200.13	418.36
2021-07-16	Digi4Biz	100.00	0.00	0.00	5858.51	419.52
2021-07-15	Digi4Biz	100.00	0.00	0.00	7956.09	414.74
2021-07-14	Digi4Biz	100.00	0.00	0.00	2157.70	827.09
2021-07-13	Digi4Biz	100.00	0.00	0.00	7388.66	403.13
2021-07-12	Digi4Biz	100.00	0.00	0.05	10742.11	418.23
2021-07-11	Digi4Biz	100.00	0.00	0.00	7850.18	414.24
2021-07-10	Digi4Biz	100.00	0.00	0.00	6434.96	397.71
2021-07-09	Digi4Biz	100.00	0.00	0.01	2030.73	798.72
2021-07-08	Digi4Biz	100.00	0.00	0.00	6413.60	392.88
2021-07-07	Digi4Biz	100.00	0.00	0.00	7220.08	385.45
2021-07-06	Digi4Biz	100.00	0.00	0.00	8260.14	406.27
2021-07-05	Digi4Biz	100.00	0.00	0.01	3354.54	672.26
2021-07-04	Digi4Biz	100.00	0.00	0.00	6286.90	405.57
2021-07-03	Digi4Biz	100.00	0.00	0.00	6783.76	397.32
2021-07-02	Digi4Biz	100.00	0.00	0.01	2058.59	847.98
2021-07-01	Digi4Biz	100.00	0.00	0.11	8095.40	390.42

8. PIS Monthly – from daily average / PIS mjesečne vrijednosti – na osnovu dnevnih pokazatelja

Month	Com@net (ms)	Digical Mobile (ms)	Digical(ms)	Digi4Biz Mobile (ms)	Digi4Biz (ms)	PSD2 (ms)
2021-09	592.80	2630.21	1400.06	2310.58	6150.18	461.12
2021-08	576.15	2451.30	1300.01	2349.47	7137.39	499.30
2021-07	608.70	2392.85	1425.77	2294.96	6809.68	411.31

9. AIS Monthly – from daily average / AIS mjesečne vrijednosti – na osnovu dnevnih pokazatelja

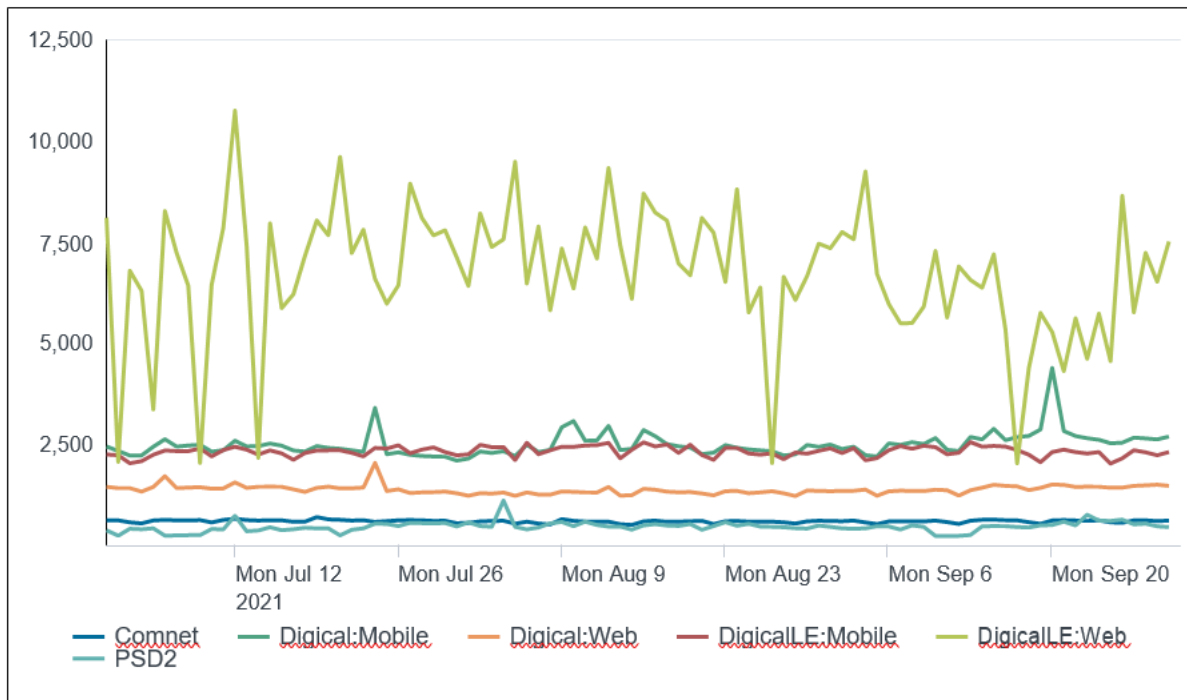
Month	Com@net (ms)	Digical Mobile (ms)	Digical(ms)	Digi4Biz Mobile (ms)	Digi4Biz (ms)	PSD2 (ms)
2021-09	140.04	885.77	763.71	413.83	420.12	462.83
2021-08	138.08	814.02	740.01	432.00	421.38	473.95
2021-07	152.54	729.69	805.80	427.54	454.37	485.01

10. Monthly Error Rate - from daily average / Mjesečna stopa grešaka – na osnovu dnevnih pokazatelja

Month	Com@net (%)	Digical Mobile (%)	Digical(%)	Digi4Biz Mobile (%)	Digi4Biz (%)	PSD2 (%)
2021-09	0.02	0.00	0.20	0.10	0.15	0.07
2021-08	0.00	0.00	0.19	0.02	0.00	0.06
2021-07	0.02	0.00	0.23	0.02	0.01	0.23

11. Daily average response time in ms / Prosječno dnevno vrijeme odziva u ms

PIS daily statistics by applications



AIS daily statistics by Applications

