

**Key performance indicators [KPIs] and  
service level targets**

**PSD2 XS2A dedicated interface and  
Direct Channels**

**Period 01/07/2023 – 30/09/2023**

**Ključni pokazatelji uspješnosti [KPI] i  
razine usluga**

**PSD2 XS2A namjensko sučelje i  
direktni kanali**

**Razdoblje 01/07/2023 – 30/09/2023**

## Table of Contents

1.	Description of terms / Opis pojmova .....	3
1.1.	PSD2 terms / PSD2 pojmovi.....	3
1.2.	Key Performance indicators / Ključni indikatori učinkovitosti.....	3
1.3.	Channels / Kanali.....	4
2.	Daily Availability - PSD2 API / Dnevna dostupnost PSD2 API.....	5
2.1.	PSD2 API daily statistics / PSD2 API dnevna statistika .....	6
3.	Daily Availability – Digical Mobile / Dnevna dostupnost Digical Mobile .....	8
3.1.	Digical Mobile daily statistics / Digical Mobile dnevna statistika.....	9
4.	Daily Availability – Digical / Dnevna dostupnost Digical .....	11
4.1.	Digical daily statistics / Digical dnevna statistika .....	12
5.	Daily Availability – Com@net / Dnevna dostupnost Com@net.....	14
5.1.	Com@net daily statistics / Com@net dnevna statistika .....	15
6.	Daily Availability - Digi4Biz Mobile / Dnevna dostupnost Digi4Biz Mobile .....	17
6.1.	Digi4Biz Mobile daily statistics / Digi4Biz Mobile dnevna statistika .....	18
7.	Daily Availability - Digi4Biz / Dnevna dostupnost Digi4Biz.....	20
7.1.	Digi4Biz Daily statistics / Digi4Biz dnevna statistika.....	21
8.	PIS Monthly – from daily average / PIS mjesečne vrijednosti – na osnovu dnevnih pokazatelja .....	23
9.	AIS Monthly – from daily average / AIS mjesečne vrijednosti – na osnovu dnevnih pokazatelja .....	23
10.	Monthly Error Rate - from daily average / Mjesečna stopa grešaka – na osnovu dnevnih pokazatelja .....	23
11.	Daily average response time in ms / Prosječno dnevno vrijeme odziva u ms...24	

## 1. Description of terms / Opis pojmova

### 1.1. PSD2 terms / PSD2 pojmovi

AIS (Account Information Service) - Usluga pružanja informacije po računu

PIS (Payment Initiation Service) - Usluga iniciranja plaćanja

CoF (Confirmation of Funds) - Usluga dostavljanja potvrde o dostupnosti sredstava

### 1.2. Key Performance indicators / Ključni indikatori učinkovitosti

Praćenje performansi PSD2 i klijentskog on line sučelja provodi se na osnovu sljedećih ključnih indikatora:

Indicattor/Indikator	Description/Opis
DailyUptime / Vrijeme rada tijekom dana	Daily uptime for all interfaces, expressed as a percentage. Vrijeme rada tijekom dana, izraženo u postotku, za sva sučelja.
DailyDowntime / Vrijeme izvan funkcije	Daily downtime for all interfaces, expressed as percentage. Vrijeme izvan funkcije tijekom dana, izraženo u postotku, za sva sučelja.
PIS average daily response time / PIS prosječno dnevno vrijeme odziva	Average daily response time, in milliseconds, for the payment initiation service Prosječno dnevno vrijeme, izraženo u milisekundama, za uslugu iniciranja plaćanja
AIS average daily response time / AIS prosječno dnevno vrijeme odziva	Average daily response time, in milliseconds, for the account information service Prosječno dnevno vrijeme, izraženo u milisekundama, za uslugu pružanja informacije po računu
COF daily average response time / COF prosječno dnevno vrijeme odziva	Average daily response time, in milliseconds, for the confirmation of funds. Prosječno dnevno vrijeme, izraženo u milisekundama, za uslugu pružanja informacije o raspoloživosti sredstava
Dnevna stopa grešaka / DailyErrorRate	Percentage of service initiation errors (AIS, PIS, COF) relative to the total number of service initiations per day. Calculation is based only on errors caused by the account servicing payment service provider's fault. Postotak greška kod iniciranja usluge (AIS, PIS, COF) u odnosu na ukupan broj iniciranja usluga u danu. U izračun se uzimaju samo pogreške za koje je odgovoran pružatelj platnih usluga koji vodi račun.

### 1.3. Channels / Kanali

PSD2 API – namjensko sučelje za pristup računu (XS2A) u svrhu obavljanja usluga informacije o računu, iniciranja plaćanja i potvrde o dostupnosti sredstava.

Digical Mobile – PBZ mobile banking solution for retail clients / PBZ mobilno bankarstvo za potrošače

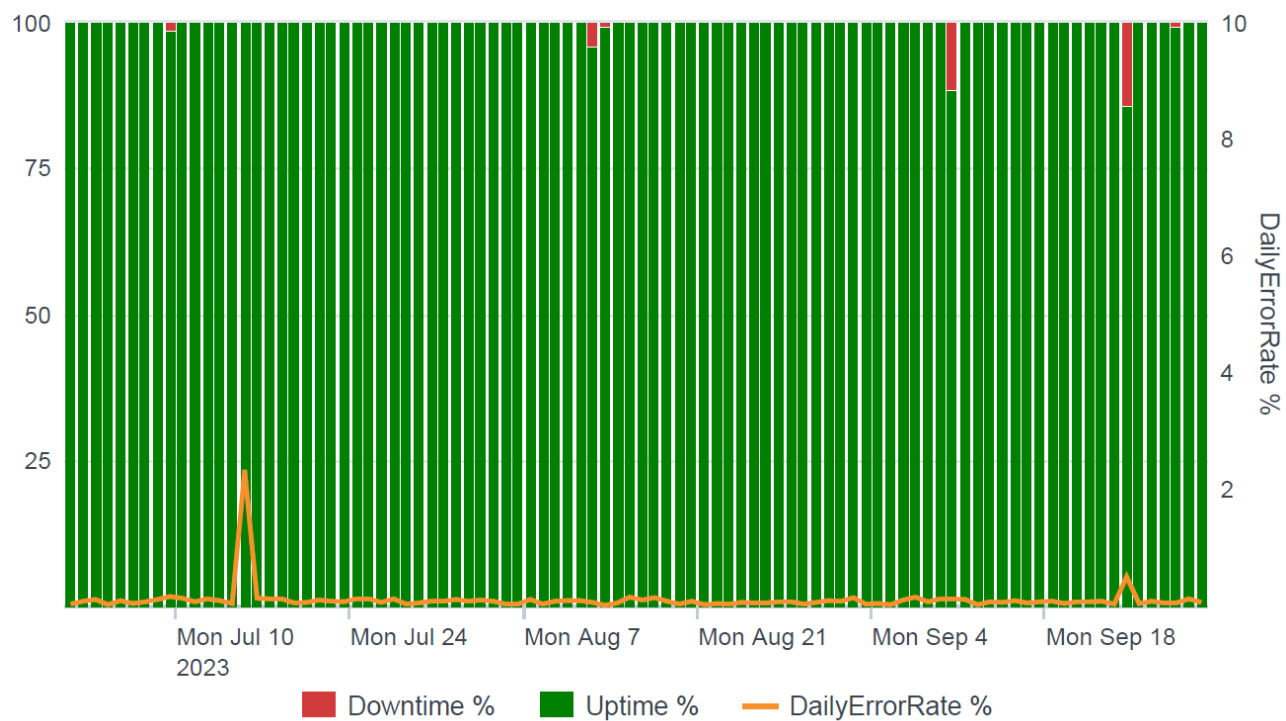
Digical – PBZ internet banking for retail clients / PBZ internetsko bankarstvo za potrošače

Com@net – PBZ internet banking for corporate clients / PBZ internetsko bankarstvo za poslovne subjekte

Digi4Biz Mobile - Digital mobile banking solution for entrepreneurs / PBZ mobilno bankarstvo za poduzetnike

Digi4Biz – PBZ internet banking for entrepreneurs / PBZ digitalno bankarstvo za poduzetnike

## 2. Daily Availability - PSD2 API / Dnevna dostupnost PSD2 API

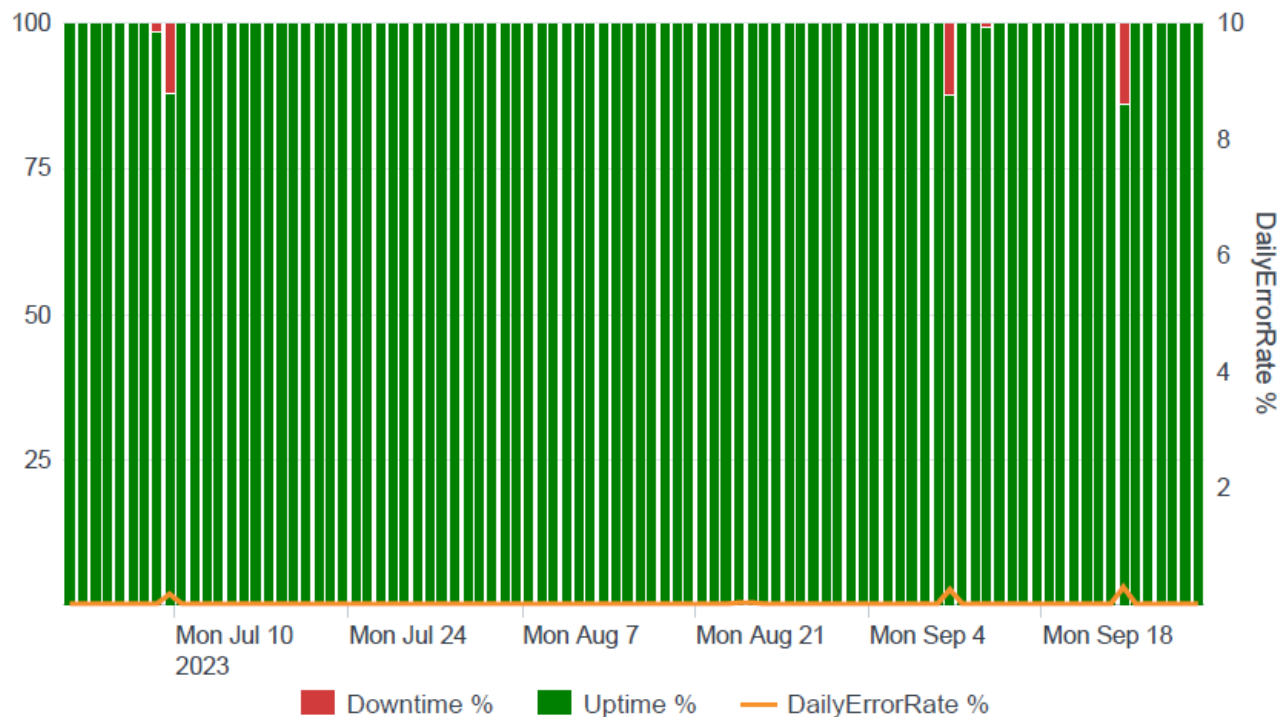


## 2.1. PSD2 API daily statistics / PSD2 API dnevna statistika

Datum	Application	DailyUptime (%)	DailyDowntime (%)	DailyErrorRate (%)	PIS (ms)	AIS (ms)	COF (ms)
30.09.2023	PSD2 API	100.00	0.00	0.05	577.01	842.14	0
29.09.2023	PSD2 API	99.86	0.14	0.11	560.08	773.06	0
28.09.2023	PSD2 API	99.72	0.28	0.04	545.30	780.91	0
27.09.2023	PSD2 API	100.00	0.00	0.04	535.54	686.73	0
26.09.2023	PSD2 API	100.00	0.00	0.07	544.16	679.40	0
25.09.2023	PSD2 API	99.86	0.14	0.03	533.55	684.79	0
24.09.2023	PSD2 API	86.18	13.82	0.49	582.86	789.55	0
23.09.2023	PSD2 API	100.00	0.00	0.02	537.52	678.22	0
22.09.2023	PSD2 API	100.00	0.00	0.07	502.15	640.99	0
21.09.2023	PSD2 API	100.00	0.00	0.06	537.63	647.93	0
20.09.2023	PSD2 API	100.00	0.00	0.06	530.91	676.18	0
19.09.2023	PSD2 API	99.93	0.07	0.03	536.95	676.06	0
18.09.2023	PSD2 API	100.00	0.00	0.07	512.59	662.98	0
17.09.2023	PSD2 API	100.00	0.00	0.06	528.94	658.56	0
16.09.2023	PSD2 API	100.00	0.00	0.04	520.87	642.80	0
15.09.2023	PSD2 API	100.00	0.00	0.08	538.20	664.43	0
14.09.2023	PSD2 API	100.00	0.00	0.05	530.34	703.24	0
13.09.2023	PSD2 API	100.00	0.00	0.06	530.42	708.74	0
12.09.2023	PSD2 API	100.00	0.00	0.01	515.06	709.88	0
11.09.2023	PSD2 API	100.00	0.00	0.10	514.04	699.32	0
10.09.2023	PSD2 API	88.68	11.32	0.11	596.28	836.07	0
09.09.2023	PSD2 API	100.00	0.00	0.11	538.68	712.89	0
08.09.2023	PSD2 API	100.00	0.00	0.06	579.78	729.74	0
07.09.2023	PSD2 API	100.00	0.00	0.14	543.20	744.99	0
06.09.2023	PSD2 API	100.00	0.00	0.09	586.92	708.33	0
05.09.2023	PSD2 API	100.00	0.00	0.01	560.80	742.83	0
04.09.2023	PSD2 API	100.00	0.00	0.03	557.74	733.50	0
03.09.2023	PSD2 API	100.00	0.00	0.02	558.57	735.87	0
02.09.2023	PSD2 API	100.00	0.00	0.13	553.80	735.15	0
01.09.2023	PSD2 API	100.00	0.00	0.07	529.35	721.69	0
31.08.2023	PSD2 API	99.93	0.07	0.08	539.92	710.04	0
30.08.2023	PSD2 API	100.00	0.00	0.05	458.81	683.96	0
29.08.2023	PSD2 API	100.00	0.00	0.02	424.82	692.87	0
28.08.2023	PSD2 API	100.00	0.00	0.06	477.21	685.56	0
27.08.2023	PSD2 API	100.00	0.00	0.06	455.80	684.70	0
26.08.2023	PSD2 API	100.00	0.00	0.04	543.25	841.80	0
25.08.2023	PSD2 API	100.00	0.00	0.04	513.64	689.13	0
24.08.2023	PSD2 API	100.00	0.00	0.05	569.53	759.09	0
23.08.2023	PSD2 API	100.00	0.00	0.02	506.39	641.94	0
22.08.2023	PSD2 API	100.00	0.00	0.03	348.03	699.66	0
21.08.2023	PSD2 API	100.00	0.00	0.01	302.61	681.82	0
20.08.2023	PSD2 API	100.00	0.00	0.07	303.88	677.57	0
19.08.2023	PSD2 API	100.00	0.00	0.02	323.30	705.31	0
18.08.2023	PSD2 API	100.00	0.00	0.07	310.80	675.98	0
17.08.2023	PSD2 API	100.00	0.00	0.13	305.28	708.18	0
16.08.2023	PSD2 API	100.00	0.00	0.09	311.59	663.51	0
15.08.2023	PSD2 API	100.00	0.00	0.14	321.56	660.86	0
14.08.2023	PSD2 API	100.00	0.00	0.04	298.49	680.99	0
13.08.2023	PSD2 API	99.65	0.35	0.00	338.00	687.64	0
12.08.2023	PSD2 API	96.25	3.75	0.05	308.48	666.16	0
11.08.2023	PSD2 API	99.93	0.07	0.08	316.93	688.81	0

Datum	Application	DailyUptime (%)	DailyDowntime (%)	DailyErrorRate (%)	PIS (ms)	AIS (ms)	COF (ms)
10.08.2023	PSD2 API	100.00	0.00	0.08	294.48	671.82	0
09.08.2023	PSD2 API	100.00	0.00	0.07	320.52	649.72	0
08.08.2023	PSD2 API	100.00	0.00	0.02	277.13	508.42	0
07.08.2023	PSD2 API	100.00	0.00	0.10	301.74	665.84	0
06.08.2023	PSD2 API	100.00	0.00	0.02	323.69	647.39	0
05.08.2023	PSD2 API	100.00	0.00	0.02	318.67	632.77	0
04.08.2023	PSD2 API	100.00	0.00	0.07	330.08	656.70	0
03.08.2023	PSD2 API	100.00	0.00	0.09	315.98	655.45	0
02.08.2023	PSD2 API	100.00	0.00	0.07	297.34	672.52	0
01.08.2023	PSD2 API	100.00	0.00	0.10	308.89	647.17	0
31.07.2023	PSD2 API	100.00	0.00	0.07	320.96	631.76	0
30.07.2023	PSD2 API	100.00	0.00	0.07	328.10	635.48	0
29.07.2023	PSD2 API	100.00	0.00	0.04	319.88	622.21	0
28.07.2023	PSD2 API	99.93	0.07	0.02	315.76	640.31	0
27.07.2023	PSD2 API	100.00	0.00	0.11	330.37	651.18	0
26.07.2023	PSD2 API	100.00	0.00	0.05	319.66	654.32	0
25.07.2023	PSD2 API	99.93	0.07	0.11	314.02	592.57	0
24.07.2023	PSD2 API	100.00	0.00	0.11	328.96	599.32	0
23.07.2023	PSD2 API	100.00	0.00	0.06	339.22	569.46	0
22.07.2023	PSD2 API	100.00	0.00	0.07	316.61	568.57	0
21.07.2023	PSD2 API	100.00	0.00	0.09	324.82	603.48	0
20.07.2023	PSD2 API	100.00	0.00	0.05	330.93	642.43	0
19.07.2023	PSD2 API	100.00	0.00	0.04	322.45	582.43	0
18.07.2023	PSD2 API	100.00	0.00	0.11	324.43	570.65	0
17.07.2023	PSD2 API	100.00	0.00	0.11	321.28	598.71	0
16.07.2023	PSD2 API	100.00	0.00	0.12	297.49	418.12	0
15.07.2023	PSD2 API	100.00	0.00	2.32	305.87	670.56	0
14.07.2023	PSD2 API	100.00	0.00	0.03	318.59	677.84	0
13.07.2023	PSD2 API	100.00	0.00	0.08	323.43	683.25	0
12.07.2023	PSD2 API	100.00	0.00	0.11	309.94	650.56	0
11.07.2023	PSD2 API	100.00	0.00	0.06	318.31	764.70	0
10.07.2023	PSD2 API	99.93	0.07	0.12	308.79	774.43	0
09.07.2023	PSD2 API	98.82	1.18	0.15	330.67	845.69	0
08.07.2023	PSD2 API	100.00	0.00	0.10	346.42	764.04	0
07.07.2023	PSD2 API	100.00	0.00	0.06	300.17	742.21	0
06.07.2023	PSD2 API	100.00	0.00	0.03	315.98	696.96	0
05.07.2023	PSD2 API	100.00	0.00	0.08	314.50	651.37	0
04.07.2023	PSD2 API	100.00	0.00	0.01	328.08	679.93	0
03.07.2023	PSD2 API	100.00	0.00	0.10	324.97	674.15	0
02.07.2023	PSD2 API	100.00	0.00	0.07	334.35	662.57	0
01.07.2023	PSD2 API	100.00	0.00	0.02	330.27	681.07	0

### 3. Daily Availability – Digital Mobile / Dnevna dostupnost Digital Mobile



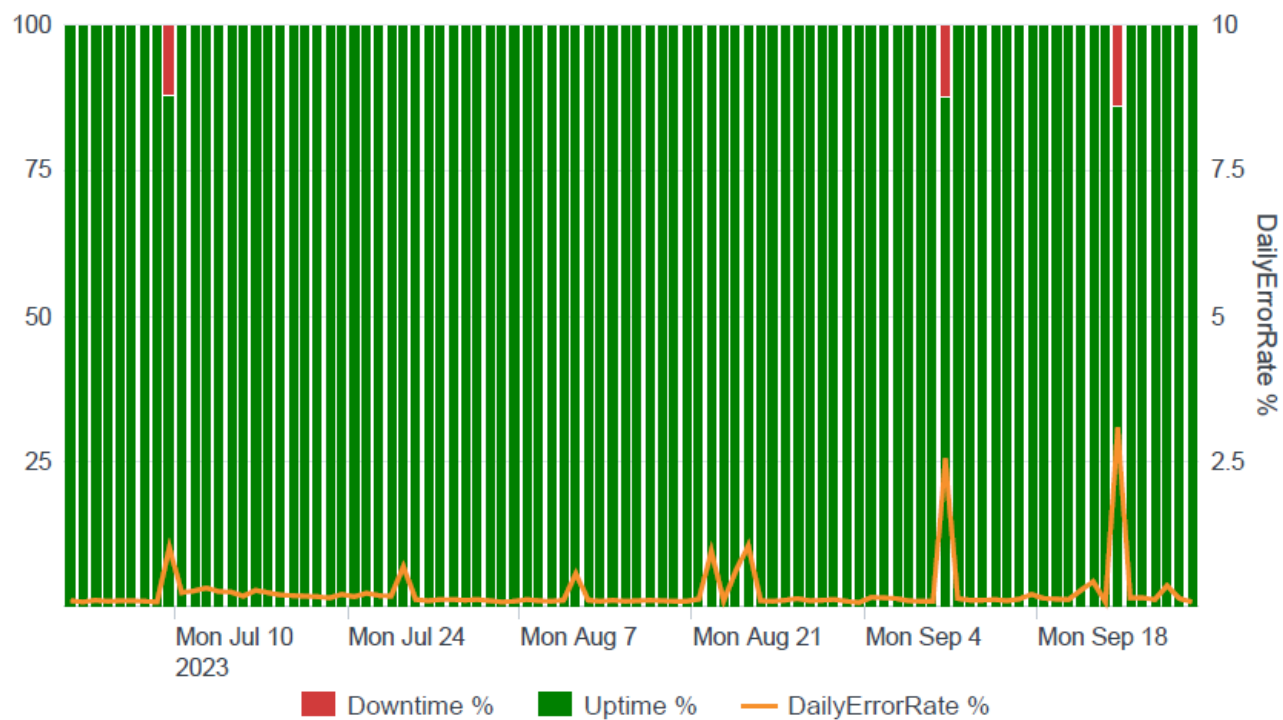


### 3.1. Digical Mobile daily statistics / Digical Mobile dnevna statistika

Datum	Application	DailyUptime (%)	DailyDowntime (%)	DailyErrorRate (%)	PIS(ms)	AIS(ms)
30.09.2023	Digical Mobile	100.00	0.00	0.000	1892.64	854.27
29.09.2023	Digical Mobile	100.00	0.00	0.000	2324.86	970.36
28.09.2023	Digical Mobile	100.00	0.00	0.000	2015.85	891.12
27.09.2023	Digical Mobile	100.00	0.00	0.000	2003.62	875.41
26.09.2023	Digical Mobile	100.00	0.00	0.000	1976.38	868.14
25.09.2023	Digical Mobile	100.00	0.00	0.000	2051.02	878.87
24.09.2023	Digical Mobile	86.60	13.40	0.285	3765.20	1313.06
23.09.2023	Digical Mobile	100.00	0.00	0.000	1780.83	776.31
22.09.2023	Digical Mobile	100.00	0.00	0.000	1889.38	801.56
21.09.2023	Digical Mobile	100.00	0.00	0.000	1937.01	823.26
20.09.2023	Digical Mobile	100.00	0.00	0.000	1960.16	837.47
19.09.2023	Digical Mobile	100.00	0.00	0.000	2036.84	860.69
18.09.2023	Digical Mobile	100.00	0.00	0.000	2085.27	867.62
17.09.2023	Digical Mobile	100.00	0.00	0.000	1837.95	768.80
16.09.2023	Digical Mobile	100.00	0.00	0.000	1836.83	772.39
15.09.2023	Digical Mobile	100.00	0.00	0.000	2216.20	880.27
14.09.2023	Digical Mobile	100.00	0.00	0.000	2027.65	844.50
13.09.2023	Digical Mobile	99.44	0.56	0.000	1997.72	846.64
12.09.2023	Digical Mobile	100.00	0.00	0.000	2011.20	851.50
11.09.2023	Digical Mobile	100.00	0.00	0.000	2092.28	869.57
10.09.2023	Digical Mobile	88.06	11.94	0.246	1803.45	790.08
09.09.2023	Digical Mobile	100.00	0.00	0.000	1784.24	785.77
08.09.2023	Digical Mobile	100.00	0.00	0.000	2077.24	843.54
07.09.2023	Digical Mobile	100.00	0.00	0.000	1987.93	838.62
06.09.2023	Digical Mobile	100.00	0.00	0.001	2116.13	888.65
05.09.2023	Digical Mobile	100.00	0.00	0.001	2172.14	909.98
04.09.2023	Digical Mobile	100.00	0.00	0.000	2328.11	968.04
03.09.2023	Digical Mobile	100.00	0.00	0.000	1822.21	813.33
02.09.2023	Digical Mobile	100.00	0.00	0.000	1778.36	809.49
01.09.2023	Digical Mobile	100.00	0.00	0.000	2124.72	902.20
31.08.2023	Digical Mobile	100.00	0.00	0.000	1918.19	829.97
30.08.2023	Digical Mobile	100.00	0.00	0.000	1831.25	807.23
29.08.2023	Digical Mobile	100.00	0.00	0.000	1837.09	801.35
28.08.2023	Digical Mobile	100.00	0.00	0.000	1883.25	818.28
27.08.2023	Digical Mobile	100.00	0.00	0.000	1766.25	803.75
26.08.2023	Digical Mobile	100.00	0.00	0.000	1794.97	828.83
25.08.2023	Digical Mobile	100.00	0.00	0.015	1874.66	830.17
24.08.2023	Digical Mobile	100.00	0.00	0.023	1859.90	808.54
23.08.2023	Digical Mobile	100.00	0.00	0.000	1903.55	819.65
22.08.2023	Digical Mobile	100.00	0.00	0.000	1920.20	828.48
21.08.2023	Digical Mobile	100.00	0.00	0.000	1985.56	841.70
20.08.2023	Digical Mobile	100.00	0.00	0.000	1856.62	799.80
19.08.2023	Digical Mobile	100.00	0.00	0.000	1818.49	805.49
18.08.2023	Digical Mobile	100.00	0.00	0.000	1954.89	831.96
17.08.2023	Digical Mobile	100.00	0.00	0.000	1984.62	834.04
16.08.2023	Digical Mobile	100.00	0.00	0.000	2070.91	849.86
15.08.2023	Digical Mobile	100.00	0.00	0.000	1829.94	772.96
14.08.2023	Digical Mobile	100.00	0.00	0.000	2130.42	868.00

Datum	Application	DailyUptime (%)	DailyDowntime (%)	DailyErrorRate (%)	PIS(ms)	AIS(ms)
13.08.2023	Digical Mobile	100.00	0.00	0.000	1851.15	804.07
12.08.2023	Digical Mobile	100.00	0.00	0.000	1815.34	831.75
11.08.2023	Digical Mobile	100.00	0.00	0.000	2027.96	863.93
10.08.2023	Digical Mobile	100.00	0.00	0.000	2043.18	846.46
09.08.2023	Digical Mobile	100.00	0.00	0.000	1977.98	833.42
08.08.2023	Digical Mobile	100.00	0.00	0.000	2004.50	840.89
07.08.2023	Digical Mobile	100.00	0.00	0.000	2023.48	847.25
06.08.2023	Digical Mobile	100.00	0.00	0.000	1805.28	796.31
05.08.2023	Digical Mobile	100.00	0.00	0.000	1805.98	794.89
04.08.2023	Digical Mobile	100.00	0.00	0.000	1924.12	820.65
03.08.2023	Digical Mobile	100.00	0.00	0.000	1913.45	821.15
02.08.2023	Digical Mobile	100.00	0.00	0.000	1919.87	829.94
01.08.2023	Digical Mobile	100.00	0.00	0.000	1949.01	828.46
31.07.2023	Digical Mobile	100.00	0.00	0.000	1951.77	846.56
30.07.2023	Digical Mobile	100.00	0.00	0.000	1768.89	790.50
29.07.2023	Digical Mobile	100.00	0.00	0.000	1748.84	777.66
28.07.2023	Digical Mobile	100.00	0.00	0.000	1822.85	802.77
27.07.2023	Digical Mobile	100.00	0.00	0.000	1878.89	807.15
26.07.2023	Digical Mobile	100.00	0.00	0.000	1863.82	808.67
25.07.2023	Digical Mobile	100.00	0.00	0.000	1904.38	819.60
24.07.2023	Digical Mobile	100.00	0.00	0.000	1920.82	816.64
23.07.2023	Digical Mobile	100.00	0.00	0.000	1818.64	774.08
22.07.2023	Digical Mobile	100.00	0.00	0.000	1780.70	776.31
21.07.2023	Digical Mobile	100.00	0.00	0.000	1886.62	801.17
20.07.2023	Digical Mobile	100.00	0.00	0.000	1895.94	803.23
19.07.2023	Digical Mobile	100.00	0.00	0.000	1924.42	806.26
18.07.2023	Digical Mobile	100.00	0.00	0.000	1978.84	822.84
17.07.2023	Digical Mobile	100.00	0.00	0.000	2128.69	871.04
16.07.2023	Digical Mobile	100.00	0.00	0.000	1850.04	776.41
15.07.2023	Digical Mobile	100.00	0.00	0.000	1855.43	787.55
14.07.2023	Digical Mobile	100.00	0.00	0.000	2163.87	862.43
13.07.2023	Digical Mobile	100.00	0.00	0.000	2010.77	831.17
12.07.2023	Digical Mobile	100.00	0.00	0.000	2076.16	849.62
11.07.2023	Digical Mobile	100.00	0.00	0.000	2083.81	837.79
10.07.2023	Digical Mobile	100.00	0.00	0.000	2239.10	862.87
09.07.2023	Digical Mobile	88.40	11.60	0.174	1961.99	761.10
08.07.2023	Digical Mobile	98.96	1.04	0.000	2549.77	736.41
07.07.2023	Digical Mobile	100.00	0.00	0.000	2967.88	780.60
06.07.2023	Digical Mobile	100.00	0.00	0.000	2878.52	774.02
05.07.2023	Digical Mobile	100.00	0.00	0.000	2905.54	758.56
04.07.2023	Digical Mobile	100.00	0.00	0.000	2763.25	758.20
03.07.2023	Digical Mobile	100.00	0.00	0.000	2876.55	830.35
02.07.2023	Digical Mobile	100.00	0.00	0.000	2551.21	734.93
01.07.2023	Digical Mobile	100.00	0.00	0.000	2515.59	735.15

#### 4. Daily Availability – Digital / Dnevna dostupnost Digital

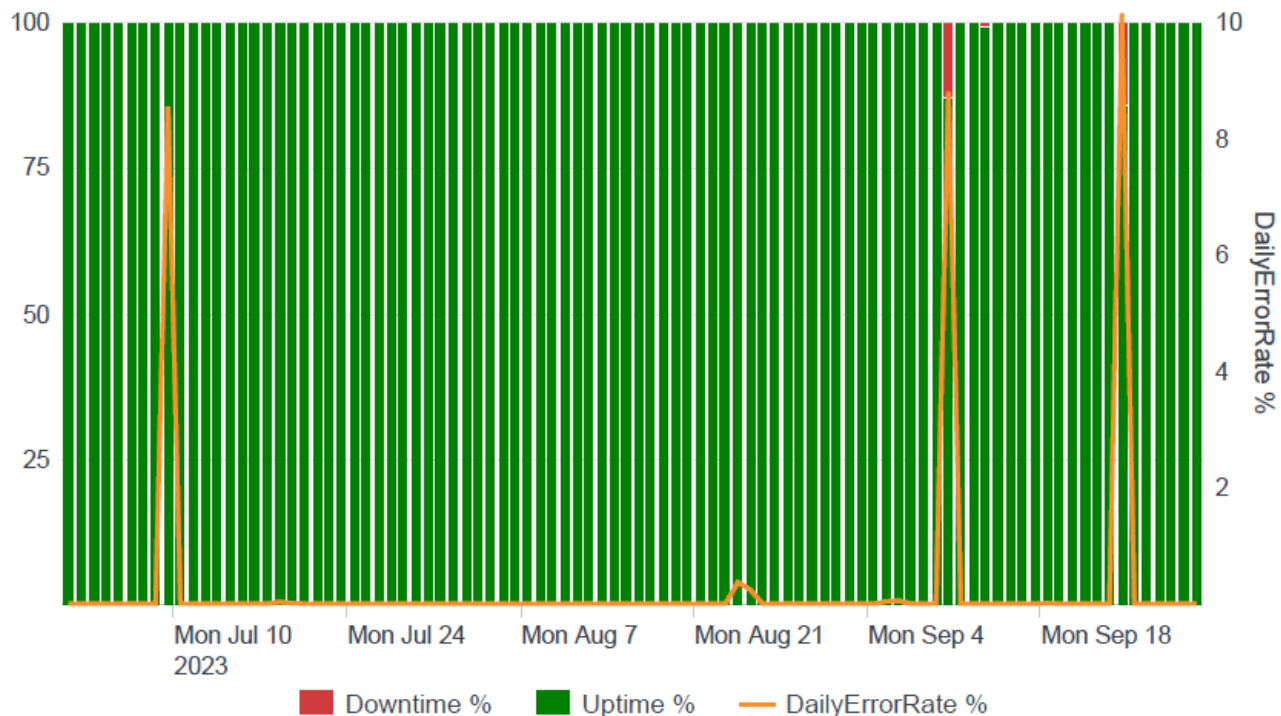


## 4.1. Digical daily statistics / Digical dnevna statistika

Datum	Application	DailyUptime (%)	DailyDowntime (%)	DailyErrorRate (%)	PIS (ms)	AIS (ms)
30.09.2023	Digical	100.00	0.00	0.06	2062.54	1192.48
29.09.2023	Digical	100.00	0.00	0.12	2302.57	1681.31
28.09.2023	Digical	100.00	0.00	0.34	2179.18	1206.89
27.09.2023	Digical	100.00	0.00	0.10	2128.88	1203.69
26.09.2023	Digical	100.00	0.00	0.13	2142.40	1231.01
25.09.2023	Digical	100.00	0.00	0.13	2207.41	1251.25
24.09.2023	Digical	86.32	13.68	3.07	2749.14	3383.43
23.09.2023	Digical	100.00	0.00	0.06	1952.42	1065.44
22.09.2023	Digical	100.00	0.00	0.41	2008.71	1137.30
21.09.2023	Digical	100.00	0.00	0.26	2019.90	1123.92
20.09.2023	Digical	100.00	0.00	0.10	2036.04	1136.09
19.09.2023	Digical	100.00	0.00	0.11	2096.30	1198.25
18.09.2023	Digical	100.00	0.00	0.12	2146.38	1206.33
17.09.2023	Digical	100.00	0.00	0.19	1876.00	966.24
16.09.2023	Digical	100.00	0.00	0.11	1988.93	982.91
15.09.2023	Digical	100.00	0.00	0.08	2276.37	1277.39
14.09.2023	Digical	100.00	0.00	0.10	2062.45	1215.31
13.09.2023	Digical	100.00	0.00	0.09	2035.15	1179.76
12.09.2023	Digical	100.00	0.00	0.09	2052.75	1178.73
11.09.2023	Digical	100.00	0.00	0.12	2098.13	1229.32
10.09.2023	Digical	87.78	12.22	2.53	1876.99	1045.91
09.09.2023	Digical	100.00	0.00	0.07	1867.49	1021.03
08.09.2023	Digical	100.00	0.00	0.07	2077.86	1231.75
07.09.2023	Digical	100.00	0.00	0.08	1980.85	1153.50
06.09.2023	Digical	100.00	0.00	0.12	2094.91	1274.45
05.09.2023	Digical	100.00	0.00	0.13	2151.67	1260.67
04.09.2023	Digical	100.00	0.00	0.14	2582.69	1946.40
03.09.2023	Digical	100.00	0.00	0.05	1801.83	1134.74
02.09.2023	Digical	100.00	0.00	0.07	1938.35	1033.71
01.09.2023	Digical	100.00	0.00	0.10	2191.08	1293.42
31.08.2023	Digical	100.00	0.00	0.09	2062.07	1124.90
30.08.2023	Digical	100.00	0.00	0.08	2011.19	1117.53
29.08.2023	Digical	100.00	0.00	0.12	1981.40	1085.09
28.08.2023	Digical	100.00	0.00	0.09	2049.06	1120.18
27.08.2023	Digical	100.00	0.00	0.07	1862.61	1011.81
26.08.2023	Digical	100.00	0.00	0.08	2058.64	1038.70
25.08.2023	Digical	100.00	0.00	1.03	2029.45	1026.28
24.08.2023	Digical	100.00	0.00	0.60	2056.66	1049.94
23.08.2023	Digical	100.00	0.00	0.08	2009.58	1060.96
22.08.2023	Digical	100.00	0.00	0.94	2010.44	1117.48
21.08.2023	Digical	100.00	0.00	0.11	2061.66	1172.73
20.08.2023	Digical	100.00	0.00	0.07	1942.02	1066.38
19.08.2023	Digical	100.00	0.00	0.07	1978.51	1040.42
18.08.2023	Digical	100.00	0.00	0.08	2040.71	1149.73
17.08.2023	Digical	100.00	0.00	0.09	2026.26	1144.27
16.08.2023	Digical	100.00	0.00	0.08	2104.93	1230.13
15.08.2023	Digical	100.00	0.00	0.07	1861.69	1006.76
14.08.2023	Digical	100.00	0.00	0.09	2108.13	1233.16
13.08.2023	Digical	100.00	0.00	0.07	1860.13	1032.24

Datum	Application	DailyUptime (%)	DailyDowntime (%)	DailyErrorRate (%)	PIS (ms)	AIS (ms)
12.08.2023	Digical	100.00	0.00	0.09	1917.02	1029.87
11.08.2023	Digical	100.00	0.00	0.55	1999.98	1140.36
10.08.2023	Digical	100.00	0.00	0.09	2042.95	1182.99
09.08.2023	Digical	100.00	0.00	0.07	1994.55	1161.60
08.08.2023	Digical	100.00	0.00	0.08	2020.91	1170.71
07.08.2023	Digical	100.00	0.00	0.10	2003.10	1145.99
06.08.2023	Digical	100.00	0.00	0.07	1869.74	1026.10
05.08.2023	Digical	100.00	0.00	0.06	1874.73	1002.06
04.08.2023	Digical	100.00	0.00	0.08	1988.31	1125.72
03.08.2023	Digical	100.00	0.00	0.10	1999.34	1110.45
02.08.2023	Digical	100.00	0.00	0.09	2001.98	1213.78
01.08.2023	Digical	100.00	0.00	0.10	2017.55	1139.67
31.07.2023	Digical	100.00	0.00	0.10	2009.54	1137.18
30.07.2023	Digical	100.00	0.00	0.08	1884.64	1046.07
29.07.2023	Digical	100.00	0.00	0.10	1954.55	1061.98
28.07.2023	Digical	100.00	0.00	0.67	1957.95	1114.44
27.07.2023	Digical	100.00	0.00	0.16	2031.21	1125.84
26.07.2023	Digical	100.00	0.00	0.17	1961.94	1104.22
25.07.2023	Digical	100.00	0.00	0.21	3114.47	3490.59
24.07.2023	Digical	100.00	0.00	0.15	1961.82	1111.21
23.07.2023	Digical	100.00	0.00	0.19	1909.08	1025.74
22.07.2023	Digical	100.00	0.00	0.13	1933.21	1013.21
21.07.2023	Digical	100.00	0.00	0.15	1973.63	1079.65
20.07.2023	Digical	100.00	0.00	0.16	1968.15	1101.31
19.07.2023	Digical	100.00	0.00	0.17	2069.92	1110.48
18.07.2023	Digical	100.00	0.00	0.18	2027.68	1138.35
17.07.2023	Digical	100.00	0.00	0.22	2246.91	1984.31
16.07.2023	Digical	100.00	0.00	0.26	4055.53	8970.34
15.07.2023	Digical	100.00	0.00	0.16	1871.60	1045.58
14.07.2023	Digical	100.00	0.00	0.23	2125.80	1241.94
13.07.2023	Digical	100.00	0.00	0.24	1995.22	1141.98
12.07.2023	Digical	100.00	0.00	0.30	1995.59	1168.41
11.07.2023	Digical	100.00	0.00	0.25	1984.87	1163.57
10.07.2023	Digical	100.00	0.00	0.22	2097.64	1263.50
09.07.2023	Digical	88.12	11.88	1.00	1800.25	1037.68
08.07.2023	Digical	100.00	0.00	0.06	1832.91	1037.80
07.07.2023	Digical	100.00	0.00	0.07	2035.49	1191.40
06.07.2023	Digical	100.00	0.00	0.08	2006.94	1126.28
05.07.2023	Digical	100.00	0.00	0.08	2007.58	1124.56
04.07.2023	Digical	100.00	0.00	0.07	1955.83	1127.71
03.07.2023	Digical	100.00	0.00	0.09	2031.62	1171.40
02.07.2023	Digical	100.00	0.00	0.06	1885.56	977.07
01.07.2023	Digical	100.00	0.00	0.08	1891.55	1026.71

## 5. Daily Availability – Com@net / Dnevna dostupnost Com@net



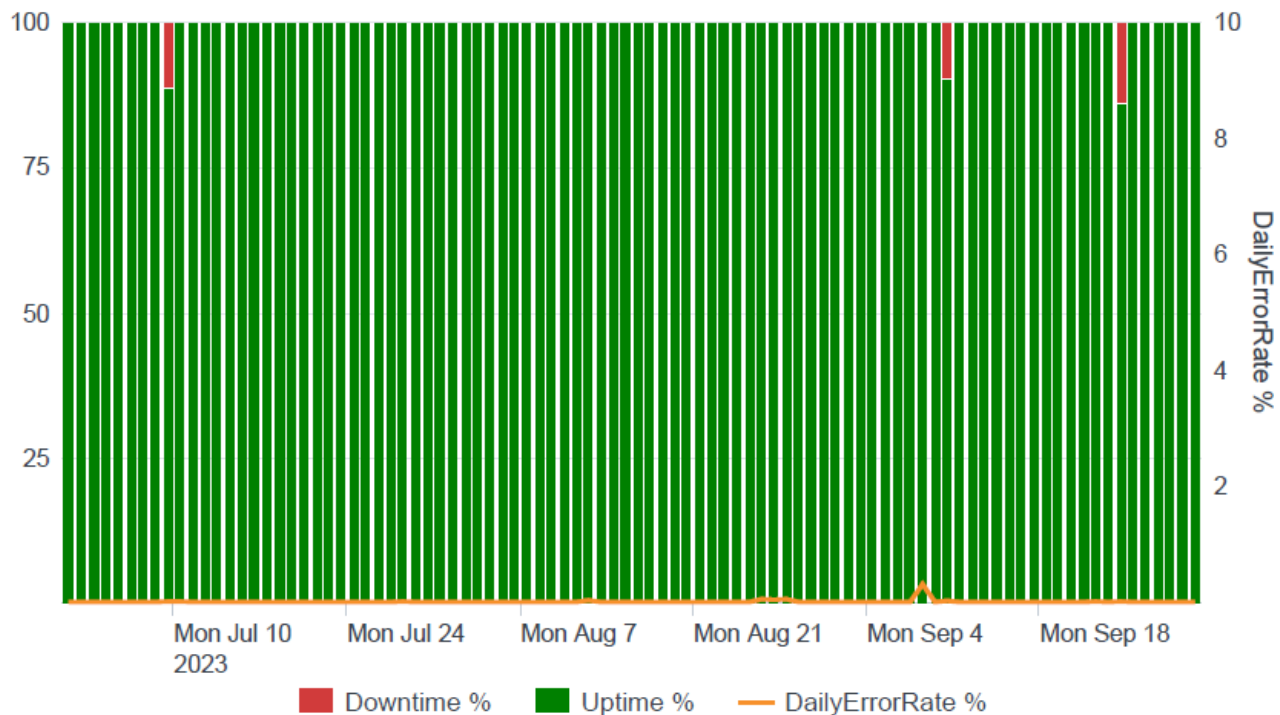
## 5.1. Com@net daily statistics / Com@net dnevna statistika

Datum	Application	DailyUptime (%)	DailyDowntime (%)	DailyErrorRate (%)	PIS (ms)	AIS (ms)
30.09.2023	Comnet	100.00	0.00	0.00	507.56	216.10
29.09.2023	Comnet	100.00	0.00	0.00	544.49	230.34
28.09.2023	Comnet	100.00	0.00	0.00	540.04	244.49
27.09.2023	Comnet	100.00	0.00	0.00	537.33	269.90
26.09.2023	Comnet	100.00	0.00	0.00	546.15	243.57
25.09.2023	Comnet	100.00	0.00	0.00	562.86	245.21
24.09.2023	Comnet	86.18	13.82	10.16	540.05	256.06
23.09.2023	Comnet	100.00	0.00	0.00	518.41	221.38
22.09.2023	Comnet	100.00	0.00	0.00	550.90	264.72
21.09.2023	Comnet	100.00	0.00	0.00	532.97	250.95
20.09.2023	Comnet	100.00	0.00	0.00	536.59	268.60
19.09.2023	Comnet	100.00	0.00	0.00	538.72	282.86
18.09.2023	Comnet	100.00	0.00	0.01	636.13	368.68
17.09.2023	Comnet	100.00	0.00	0.00	494.89	227.66
16.09.2023	Comnet	100.00	0.00	0.00	537.32	219.85
15.09.2023	Comnet	100.00	0.00	0.00	562.79	242.25
14.09.2023	Comnet	100.00	0.00	0.00	535.10	229.99
13.09.2023	Comnet	99.44	0.56	0.00	555.58	250.82
12.09.2023	Comnet	100.00	0.00	0.00	544.38	252.16
11.09.2023	Comnet	100.00	0.00	0.00	556.56	242.85
10.09.2023	Comnet	87.64	12.36	8.81	512.46	241.87
09.09.2023	Comnet	100.00	0.00	0.00	521.14	230.29
08.09.2023	Comnet	100.00	0.00	0.00	564.20	247.06
07.09.2023	Comnet	100.00	0.00	0.00	539.57	243.69
06.09.2023	Comnet	100.00	0.00	0.05	556.42	267.50
05.09.2023	Comnet	100.00	0.00	0.04	545.07	253.14
04.09.2023	Comnet	100.00	0.00	0.00	666.52	266.48
03.09.2023	Comnet	100.00	0.00	0.00	504.46	229.35
02.09.2023	Comnet	100.00	0.00	0.00	501.22	202.20
01.09.2023	Comnet	100.00	0.00	0.00	685.97	257.21
31.08.2023	Comnet	100.00	0.00	0.00	521.43	215.50
30.08.2023	Comnet	100.00	0.00	0.00	521.26	255.55
29.08.2023	Comnet	100.00	0.00	0.00	519.92	217.56
28.08.2023	Comnet	100.00	0.00	0.00	527.73	251.04
27.08.2023	Comnet	100.00	0.00	0.00	493.24	224.47
26.08.2023	Comnet	100.00	0.00	0.00	526.83	236.14
25.08.2023	Comnet	100.00	0.00	0.24	530.55	238.28
24.08.2023	Comnet	100.00	0.00	0.37	533.87	243.32
23.08.2023	Comnet	100.00	0.00	0.00	531.97	256.92
22.08.2023	Comnet	100.00	0.00	0.00	534.44	275.25
21.08.2023	Comnet	100.00	0.00	0.00	545.47	229.21
20.08.2023	Comnet	100.00	0.00	0.00	493.39	231.55
19.08.2023	Comnet	100.00	0.00	0.00	497.98	225.06
18.08.2023	Comnet	100.00	0.00	0.00	552.46	262.63
17.08.2023	Comnet	100.00	0.00	0.00	526.32	259.06
16.08.2023	Comnet	100.00	0.00	0.00	536.89	250.20
15.08.2023	Comnet	100.00	0.00	0.00	489.73	224.98
14.08.2023	Comnet	100.00	0.00	0.00	538.61	236.55
13.08.2023	Comnet	100.00	0.00	0.00	487.58	218.99
12.08.2023	Comnet	100.00	0.00	0.00	552.78	216.01
11.08.2023	Comnet	100.00	0.00	0.00	534.86	218.62
10.08.2023	Comnet	100.00	0.00	0.00	525.93	212.22

Datum	Application	DailyUptime (%)	DailyDowntime (%)	DailyErrorRate (%)	PIS (ms)	AIS (ms)
09.08.2023	Comnet	100.00	0.00	0.00	524.49	235.12
08.08.2023	Comnet	100.00	0.00	0.00	537.08	231.49
07.08.2023	Comnet	100.00	0.00	0.00	537.70	249.44
06.08.2023	Comnet	100.00	0.00	0.00	496.15	260.33
05.08.2023	Comnet	100.00	0.00	0.00	504.98	231.38
04.08.2023	Comnet	100.00	0.00	0.00	523.77	242.72
03.08.2023	Comnet	100.00	0.00	0.00	516.58	228.05
02.08.2023	Comnet	100.00	0.00	0.00	546.97	250.06
01.08.2023	Comnet	100.00	0.00	0.00	546.38	256.57
31.07.2023	Comnet	100.00	0.00	0.00	532.13	253.37
30.07.2023	Comnet	100.00	0.00	0.00	492.87	239.43
29.07.2023	Comnet	100.00	0.00	0.00	498.36	234.75
28.07.2023	Comnet	100.00	0.00	0.00	522.05	236.90
27.07.2023	Comnet	100.00	0.00	0.00	523.53	257.46
26.07.2023	Comnet	100.00	0.00	0.00	527.57	234.60
25.07.2023	Comnet	100.00	0.00	0.00	523.46	212.18
24.07.2023	Comnet	100.00	0.00	0.00	538.34	244.04
23.07.2023	Comnet	100.00	0.00	0.00	489.70	245.37
22.07.2023	Comnet	100.00	0.00	0.00	489.76	230.03
21.07.2023	Comnet	100.00	0.00	0.00	532.50	221.91
20.07.2023	Comnet	100.00	0.00	0.00	544.56	251.32
19.07.2023	Comnet	100.00	0.00	0.01	717.69	369.13
18.07.2023	Comnet	100.00	0.00	0.03	547.05	241.91
17.07.2023	Comnet	100.00	0.00	0.00	557.26	245.61
16.07.2023	Comnet	100.00	0.00	0.00	511.77	264.16
15.07.2023	Comnet	100.00	0.00	0.00	510.97	262.14
14.07.2023	Comnet	100.00	0.00	0.00	595.08	234.96
13.07.2023	Comnet	100.00	0.00	0.00	544.27	235.44
12.07.2023	Comnet	100.00	0.00	0.00	554.05	235.01
11.07.2023	Comnet	100.00	0.00	0.00	551.13	250.92
10.07.2023	Comnet	100.00	0.00	0.00	612.23	270.45
09.07.2023	Comnet	100.00	0.00	8.56	514.60	258.34
08.07.2023	Comnet	100.00	0.00	0.00	512.98	237.83
07.07.2023	Comnet	100.00	0.00	0.00	561.27	282.60
06.07.2023	Comnet	100.00	0.00	0.00	545.71	279.75
05.07.2023	Comnet	100.00	0.00	0.00	552.07	247.50
04.07.2023	Comnet	100.00	0.00	0.00	555.62	279.29
03.07.2023	Comnet	100.00	0.00	0.00	557.03	286.16
02.07.2023	Comnet	100.00	0.00	0.00	476.26	218.78
01.07.2023	Comnet	100.00	0.00	0.00	508.44	217.71



## 6. Daily Availability - Digi4Biz Mobile / Dnevna dostupnost Digi4Biz Mobile

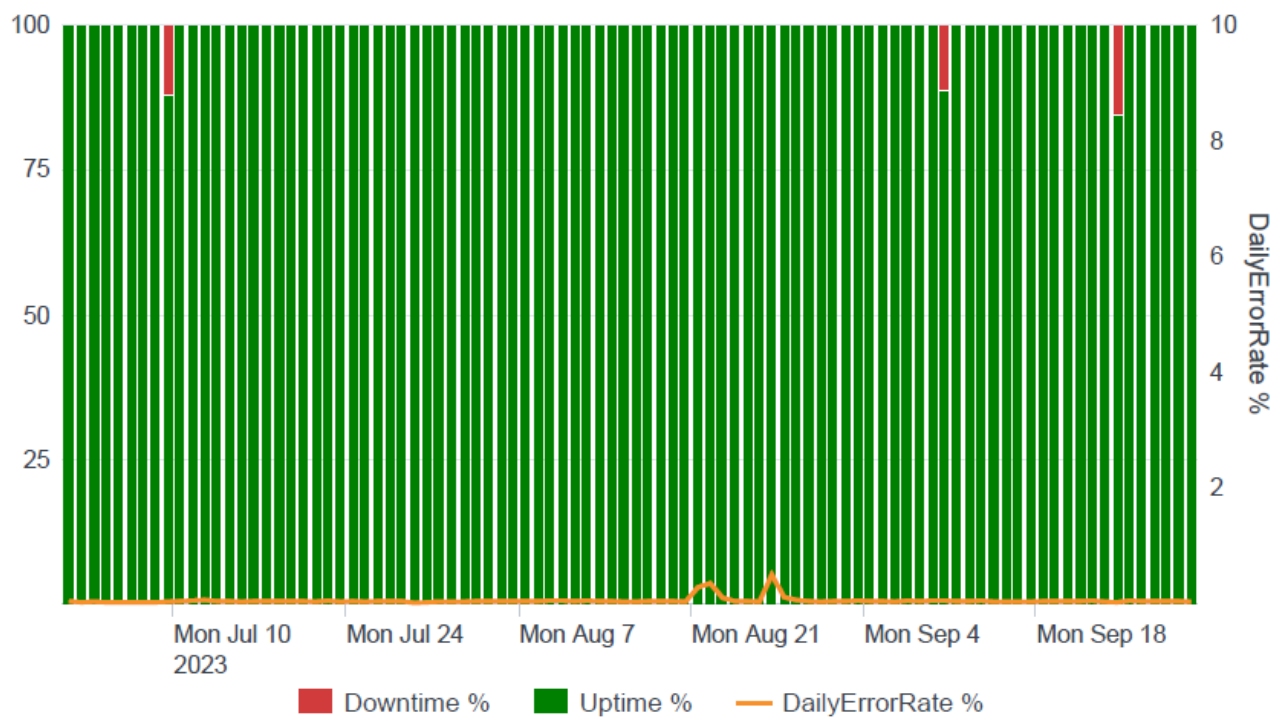


## 6.1. Digi4Biz Mobile daily statistics / Digi4Biz Mobile dnevna statistika

Datum	Application	DailyUptime (%)	DailyDowntime (%)	DailyErrorRate (%)	PIS (ms)	AIS (ms)
30.09.2023	Digi4Biz Mobile	100.00	0.00	0.00	1148.39	191.65
29.09.2023	Digi4Biz Mobile	100.00	0.00	0.00	1379.86	189.01
28.09.2023	Digi4Biz Mobile	100.00	0.00	0.00	1342.45	196.10
27.09.2023	Digi4Biz Mobile	100.00	0.00	0.00	1322.55	188.91
26.09.2023	Digi4Biz Mobile	100.00	0.00	0.00	1344.88	191.37
25.09.2023	Digi4Biz Mobile	100.00	0.00	0.00	1333.72	186.77
24.09.2023	Digi4Biz Mobile	86.39	13.61	0.01	1182.85	195.88
23.09.2023	Digi4Biz Mobile	100.00	0.00	0.00	1158.65	192.40
22.09.2023	Digi4Biz Mobile	100.00	0.00	0.01	1343.67	193.21
21.09.2023	Digi4Biz Mobile	100.00	0.00	0.00	1344.96	187.24
20.09.2023	Digi4Biz Mobile	100.00	0.00	0.00	1312.46	184.69
19.09.2023	Digi4Biz Mobile	100.00	0.00	0.00	1314.64	184.41
18.09.2023	Digi4Biz Mobile	100.00	0.00	0.00	1344.17	183.93
17.09.2023	Digi4Biz Mobile	100.00	0.00	0.00	1146.35	186.44
16.09.2023	Digi4Biz Mobile	100.00	0.00	0.00	1155.95	193.16
15.09.2023	Digi4Biz Mobile	100.00	0.00	0.00	1397.43	181.91
14.09.2023	Digi4Biz Mobile	100.00	0.00	0.00	1332.90	183.92
13.09.2023	Digi4Biz Mobile	100.00	0.00	0.00	1323.57	182.50
12.09.2023	Digi4Biz Mobile	100.00	0.00	0.00	1329.88	182.27
11.09.2023	Digi4Biz Mobile	100.00	0.00	0.00	1341.68	177.30
10.09.2023	Digi4Biz Mobile	90.42	9.58	0.02	1167.66	192.12
09.09.2023	Digi4Biz Mobile	100.00	0.00	0.00	1150.68	191.60
08.09.2023	Digi4Biz Mobile	100.00	0.00	0.31	1355.59	184.79
07.09.2023	Digi4Biz Mobile	100.00	0.00	0.00	1322.61	185.54
06.09.2023	Digi4Biz Mobile	100.00	0.00	0.00	1340.27	184.12
05.09.2023	Digi4Biz Mobile	100.00	0.00	0.00	1359.29	183.00
04.09.2023	Digi4Biz Mobile	100.00	0.00	0.00	1328.95	179.57
03.09.2023	Digi4Biz Mobile	100.00	0.00	0.00	1106.03	184.87
02.09.2023	Digi4Biz Mobile	100.00	0.00	0.00	1155.88	187.32
01.09.2023	Digi4Biz Mobile	100.00	0.00	0.00	1529.30	194.18
31.08.2023	Digi4Biz Mobile	100.00	0.00	0.00	1261.09	183.46
30.08.2023	Digi4Biz Mobile	100.00	0.00	0.00	1140.19	182.92
29.08.2023	Digi4Biz Mobile	100.00	0.00	0.00	1111.23	183.93
28.08.2023	Digi4Biz Mobile	100.00	0.00	0.05	1150.31	183.21
27.08.2023	Digi4Biz Mobile	100.00	0.00	0.04	1000.81	186.10
26.08.2023	Digi4Biz Mobile	100.00	0.00	0.05	1040.67	199.19
25.08.2023	Digi4Biz Mobile	100.00	0.00	0.00	1190.71	187.01
24.08.2023	Digi4Biz Mobile	100.00	0.00	0.00	1134.22	186.84
23.08.2023	Digi4Biz Mobile	100.00	0.00	0.00	1151.50	185.78
22.08.2023	Digi4Biz Mobile	100.00	0.00	0.00	1116.20	185.55
21.08.2023	Digi4Biz Mobile	100.00	0.00	0.00	1135.03	181.37
20.08.2023	Digi4Biz Mobile	100.00	0.00	0.00	997.36	191.04
19.08.2023	Digi4Biz Mobile	100.00	0.00	0.00	1021.47	194.95
18.08.2023	Digi4Biz Mobile	100.00	0.00	0.00	1162.86	183.62
17.08.2023	Digi4Biz Mobile	100.00	0.00	0.00	1131.39	182.38
16.08.2023	Digi4Biz Mobile	100.00	0.00	0.00	1121.06	179.49
15.08.2023	Digi4Biz Mobile	100.00	0.00	0.00	941.96	178.78
14.08.2023	Digi4Biz Mobile	100.00	0.00	0.00	1125.59	173.42
13.08.2023	Digi4Biz Mobile	100.00	0.00	0.00	1017.73	189.29
12.08.2023	Digi4Biz Mobile	100.00	0.00	0.03	1015.26	189.59
11.08.2023	Digi4Biz Mobile	100.00	0.00	0.00	1130.47	177.61

Datum	Application	DailyUptime (%)	DailyDowntime (%)	DailyErrorRate (%)	PIS (ms)	AIS (ms)
10.08.2023	Digi4Biz Mobile	100.00	0.00	0.00	1117.19	175.44
09.08.2023	Digi4Biz Mobile	100.00	0.00	0.00	1097.14	182.33
08.08.2023	Digi4Biz Mobile	100.00	0.00	0.00	1126.85	180.18
07.08.2023	Digi4Biz Mobile	100.00	0.00	0.00	1120.99	175.84
06.08.2023	Digi4Biz Mobile	100.00	0.00	0.00	964.62	186.69
05.08.2023	Digi4Biz Mobile	100.00	0.00	0.00	977.33	191.43
04.08.2023	Digi4Biz Mobile	100.00	0.00	0.00	1145.09	182.54
03.08.2023	Digi4Biz Mobile	100.00	0.00	0.00	1105.95	183.99
02.08.2023	Digi4Biz Mobile	100.00	0.00	0.00	1132.23	182.91
01.08.2023	Digi4Biz Mobile	100.00	0.00	0.00	1126.34	180.33
31.07.2023	Digi4Biz Mobile	100.00	0.00	0.00	1133.80	179.62
30.07.2023	Digi4Biz Mobile	100.00	0.00	0.00	987.51	186.98
29.07.2023	Digi4Biz Mobile	100.00	0.00	0.00	1022.15	191.77
28.07.2023	Digi4Biz Mobile	100.00	0.00	0.01	1145.83	200.65
27.07.2023	Digi4Biz Mobile	100.00	0.00	0.00	1112.96	186.04
26.07.2023	Digi4Biz Mobile	100.00	0.00	0.00	1124.75	185.42
25.07.2023	Digi4Biz Mobile	100.00	0.00	0.00	1161.51	182.55
24.07.2023	Digi4Biz Mobile	100.00	0.00	0.00	1124.94	182.44
23.07.2023	Digi4Biz Mobile	100.00	0.00	0.00	1004.44	186.53
22.07.2023	Digi4Biz Mobile	100.00	0.00	0.00	1016.50	188.15
21.07.2023	Digi4Biz Mobile	100.00	0.00	0.00	1116.33	181.08
20.07.2023	Digi4Biz Mobile	100.00	0.00	0.00	1068.95	181.42
19.07.2023	Digi4Biz Mobile	100.00	0.00	0.00	1071.08	180.96
18.07.2023	Digi4Biz Mobile	100.00	0.00	0.00	1096.31	176.04
17.07.2023	Digi4Biz Mobile	100.00	0.00	0.00	1071.11	168.84
16.07.2023	Digi4Biz Mobile	100.00	0.00	0.00	917.53	175.81
15.07.2023	Digi4Biz Mobile	100.00	0.00	0.00	905.08	171.79
14.07.2023	Digi4Biz Mobile	100.00	0.00	0.00	1102.06	166.13
13.07.2023	Digi4Biz Mobile	100.00	0.00	0.00	1047.81	165.18
12.07.2023	Digi4Biz Mobile	100.00	0.00	0.00	1043.00	165.59
11.07.2023	Digi4Biz Mobile	100.00	0.00	0.00	1037.94	166.80
10.07.2023	Digi4Biz Mobile	100.00	0.00	0.01	1073.63	166.18
09.07.2023	Digi4Biz Mobile	88.89	11.11	0.01	1081.37	180.55
08.07.2023	Digi4Biz Mobile	100.00	0.00	0.00	1145.66	137.16
07.07.2023	Digi4Biz Mobile	100.00	0.00	0.00	1219.14	126.37
06.07.2023	Digi4Biz Mobile	100.00	0.00	0.00	1197.99	127.33
05.07.2023	Digi4Biz Mobile	100.00	0.00	0.00	1198.37	123.46
04.07.2023	Digi4Biz Mobile	100.00	0.00	0.00	1176.50	125.67
03.07.2023	Digi4Biz Mobile	100.00	0.00	0.00	1207.38	123.26
02.07.2023	Digi4Biz Mobile	100.00	0.00	0.00	1023.70	129.40
01.07.2023	Digi4Biz Mobile	100.00	0.00	0.00	1009.68	128.91

## 7. Daily Availability - Digi4Biz / Dnevna dostupnost Digi4Biz



## 7.1. Digi4Biz Daily statistics / Digi4Biz dnevna statistika

Datum	Application	DailyUptime (%)	DailyDowntime (%)	DailyErrorRate (%)	PIS (ms)	AIS (ms)
30.09.2023	Digi4Biz	100.00	0.00	0.02	4002.78	163.55
29.09.2023	Digi4Biz	100.00	0.00	0.03	4795.53	144.41
28.09.2023	Digi4Biz	100.00	0.00	0.03	5237.75	145.99
27.09.2023	Digi4Biz	100.00	0.00	0.03	4539.95	143.95
26.09.2023	Digi4Biz	100.00	0.00	0.03	5258.51	147.77
25.09.2023	Digi4Biz	100.00	0.00	0.04	5335.43	142.07
24.09.2023	Digi4Biz	84.86	15.14	0.01	4615.60	164.36
23.09.2023	Digi4Biz	100.00	0.00	0.02	5151.99	161.16
22.09.2023	Digi4Biz	100.00	0.00	0.04	5688.31	142.40
21.09.2023	Digi4Biz	100.00	0.00	0.03	4823.45	143.89
20.09.2023	Digi4Biz	100.00	0.00	0.03	5114.19	141.36
19.09.2023	Digi4Biz	100.00	0.00	0.03	5400.50	141.45
18.09.2023	Digi4Biz	100.00	0.00	0.03	5222.37	141.91
17.09.2023	Digi4Biz	100.00	0.00	0.02	4419.24	161.70
16.09.2023	Digi4Biz	100.00	0.00	0.02	5179.04	167.35
15.09.2023	Digi4Biz	100.00	0.00	0.02	4846.99	135.85
14.09.2023	Digi4Biz	100.00	0.00	0.02	4553.27	138.97
13.09.2023	Digi4Biz	100.00	0.00	0.04	4574.34	139.95
12.09.2023	Digi4Biz	100.00	0.00	0.03	5038.87	140.60
11.09.2023	Digi4Biz	100.00	0.00	0.03	4901.04	136.38
10.09.2023	Digi4Biz	89.03	10.97	0.04	3574.38	161.16
09.09.2023	Digi4Biz	100.00	0.00	0.04	4498.47	162.96
08.09.2023	Digi4Biz	100.00	0.00	0.03	5008.84	138.25
07.09.2023	Digi4Biz	100.00	0.00	0.04	5017.51	142.57
06.09.2023	Digi4Biz	100.00	0.00	0.02	4688.63	139.23
05.09.2023	Digi4Biz	100.00	0.00	0.03	4676.85	140.64
04.09.2023	Digi4Biz	100.00	0.00	0.03	4491.25	139.68
03.09.2023	Digi4Biz	100.00	0.00	0.04	3756.13	152.89
02.09.2023	Digi4Biz	100.00	0.00	0.03	5004.77	153.84
01.09.2023	Digi4Biz	100.00	0.00	0.03	4815.37	151.22
31.08.2023	Digi4Biz	100.00	0.00	0.02	4687.95	145.55
30.08.2023	Digi4Biz	100.00	0.00	0.03	4615.81	146.20
29.08.2023	Digi4Biz	100.00	0.00	0.05	4901.89	146.58
28.08.2023	Digi4Biz	100.00	0.00	0.10	5317.94	148.21
27.08.2023	Digi4Biz	100.00	0.00	0.49	4065.79	162.87
26.08.2023	Digi4Biz	100.00	0.00	0.02	5068.09	167.46
25.08.2023	Digi4Biz	100.00	0.00	0.03	5243.16	146.13
24.08.2023	Digi4Biz	100.00	0.00	0.03	5172.67	145.90
23.08.2023	Digi4Biz	100.00	0.00	0.09	5066.46	147.97
22.08.2023	Digi4Biz	100.00	0.00	0.34	5745.35	144.59
21.08.2023	Digi4Biz	100.00	0.00	0.27	4912.85	142.91
20.08.2023	Digi4Biz	100.00	0.00	0.02	3076.53	163.61
19.08.2023	Digi4Biz	100.00	0.00	0.03	4734.13	168.45
18.08.2023	Digi4Biz	100.00	0.00	0.03	4920.69	140.91
17.08.2023	Digi4Biz	100.00	0.00	0.03	5103.77	141.62
16.08.2023	Digi4Biz	100.00	0.00	0.02	5025.26	139.84
15.08.2023	Digi4Biz	100.00	0.00	0.02	3581.89	153.60
14.08.2023	Digi4Biz	100.00	0.00	0.03	4424.44	134.46
13.08.2023	Digi4Biz	100.00	0.00	0.03	4506.73	155.68
12.08.2023	Digi4Biz	100.00	0.00	0.04	3367.52	160.86
11.08.2023	Digi4Biz	100.00	0.00	0.03	4972.53	138.68

Datum	Application	DailyUptime (%)	DailyDowntime (%)	DailyErrorRate (%)	PIS (ms)	AIS (ms)
10.08.2023	Digi4Biz	100.00	0.00	0.04	4534.04	135.10
09.08.2023	Digi4Biz	100.00	0.00	0.04	4471.13	140.69
08.08.2023	Digi4Biz	100.00	0.00	0.03	4525.64	140.43
07.08.2023	Digi4Biz	100.00	0.00	0.03	4969.82	137.82
06.08.2023	Digi4Biz	100.00	0.00	0.03	4064.05	152.89
05.08.2023	Digi4Biz	100.00	0.00	0.03	5471.74	155.03
04.08.2023	Digi4Biz	100.00	0.00	0.03	4964.24	139.38
03.08.2023	Digi4Biz	100.00	0.00	0.03	4957.89	138.35
02.08.2023	Digi4Biz	100.00	0.00	0.02	4695.22	141.77
01.08.2023	Digi4Biz	100.00	0.00	0.02	4447.56	138.51
31.07.2023	Digi4Biz	100.00	0.00	0.02	4601.92	149.48
30.07.2023	Digi4Biz	100.00	0.00	0.01	3582.45	165.49
29.07.2023	Digi4Biz	100.00	0.00	0.00	6699.02	167.70
28.07.2023	Digi4Biz	100.00	0.00	0.03	4889.27	147.89
27.07.2023	Digi4Biz	100.00	0.00	0.03	5344.16	148.72
26.07.2023	Digi4Biz	100.00	0.00	0.03	5327.65	151.86
25.07.2023	Digi4Biz	100.00	0.00	0.02	5610.62	149.62
24.07.2023	Digi4Biz	100.00	0.00	0.03	5809.10	147.53
23.07.2023	Digi4Biz	100.00	0.00	0.02	3688.89	164.88
22.07.2023	Digi4Biz	100.00	0.00	0.04	4246.26	153.76
21.07.2023	Digi4Biz	100.00	0.00	0.02	5717.87	146.12
20.07.2023	Digi4Biz	100.00	0.00	0.03	4905.57	147.68
19.07.2023	Digi4Biz	100.00	0.00	0.03	4799.33	143.12
18.07.2023	Digi4Biz	100.00	0.00	0.03	5013.25	145.77
17.07.2023	Digi4Biz	100.00	0.00	0.03	5450.10	143.18
16.07.2023	Digi4Biz	100.00	0.00	0.03	4813.80	156.19
15.07.2023	Digi4Biz	100.00	0.00	0.02	4308.49	163.12
14.07.2023	Digi4Biz	100.00	0.00	0.03	4987.60	137.46
13.07.2023	Digi4Biz	100.00	0.00	0.03	4616.38	142.69
12.07.2023	Digi4Biz	100.00	0.00	0.05	4830.94	143.34
11.07.2023	Digi4Biz	100.00	0.00	0.04	5079.18	144.03
10.07.2023	Digi4Biz	100.00	0.00	0.03	5100.33	142.78
09.07.2023	Digi4Biz	88.40	11.60	0.02	5979.91	190.49
08.07.2023	Digi4Biz	100.00	0.00	0.01	7993.02	190.18
07.07.2023	Digi4Biz	100.00	0.00	0.01	8255.05	162.78
06.07.2023	Digi4Biz	100.00	0.00	0.01	8361.21	164.02
05.07.2023	Digi4Biz	100.00	0.00	0.01	7552.93	162.78
04.07.2023	Digi4Biz	100.00	0.00	0.01	7555.44	163.46
03.07.2023	Digi4Biz	100.00	0.00	0.02	7688.72	160.99
02.07.2023	Digi4Biz	100.00	0.00	0.01	6292.31	171.59
01.07.2023	Digi4Biz	100.00	0.00	0.03	6679.18	176.96

## 8. PIS Monthly – from daily average / PIS mjesečne vrijednosti – na osnovu dnevnih pokazatelja

Month	Com@net (ms)	Digical Mobile (ms)	Digical(ms)	Digi4Biz Mobile (ms)	Digi4Biz (ms)	PSD2 (ms)
2023-07	538.72	2145.92	2083.18	1085.32	5670.32	321.46
2023-08	524.43	1912.32	1995.01	1097.12	4697.19	366.67
2023-09	549.19	2057.78	2099.51	1290.58	4807.71	543.97

## 9. AIS Monthly – from daily average / AIS mjesečne vrijednosti – na osnovu dnevnih pokazatelja

Month	Com@net (ms)	Digical Mobile (ms)	Digical(ms)	Digi4Biz Mobile (ms)	Digi4Biz (ms)	PSD2 (ms)
2023-07	250.94	800.05	1466.47	165.74	156.31	651.62
2023-08	238.20	823.85	1105.74	184.10	147.16	677.21
2023-09	248.91	866.72	1281.42	187.34	147.58	713.57

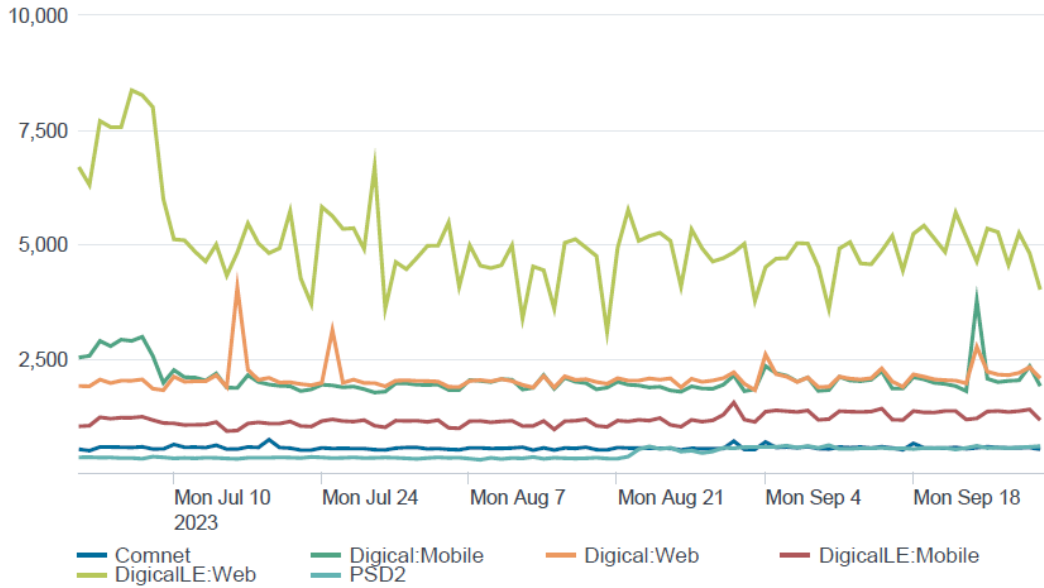
## 10. Monthly Error Rate - from daily average / Mjesečna stopa grešaka – na osnovu dnevnih pokazatelja

Month	Com@net (%)	Digical Mobile (%)	Digical(%)	Digi4Biz Mobile (%)	Digi4Biz (%)	PSD2 (%)
2023-07	0.28	0.01	0.20	0.00	0.02	0.15
2023-08	0.02	0.00	0.17	0.01	0.07	0.06
2023-09	0.64	0.02	0.31	0.01	0.03	0.08

# 11. Daily average response time in ms / Prosječno dnevno vrijeme odziva u ms

PIS daily average duration [ms]

PIS daily statistics by applications



AIS daily average duration [ms]

AIS daily statistics by Applications

