

**PBZ - Direct Channel and PSD2 APIs  
Performance Report (KPIs) for the  
Period 14/09/2019 – 31/12/2019**

**PBZ – izvještaj o performansama  
direktnih kanala i PSD2 API sučelja  
(KPI) za razdoblje 14.09.2019. -  
31.12.2019.**

## Table of Contents

1.	Description of terms / Opis pojmova.....	3
1.1.	PSD2 terms / PSD2 pojmovi.....	3
1.2.	Key Performance indicators / Ključni indikatori učinkovitosti.....	3
1.3.	Channels / Kanali.....	4
2.	Daily Availability - PSD2 API / Dnevna dostupnost PSD2 API.....	5
2.1.	PSD2 API daily statistics / PSD2 API dnevna statistika.....	6
3.	Daily Availability – Digical Mobile / Dnevna dostupnost Digical Mobile .....	9
3.1.	Digical Mobile daily statistics / Digical Mobile dnevna statistika.....	10
4.	Daily Availability – Digical / Dnevna dostupnost Digical .....	13
4.1.	Digical webdaily statistics / Digical dnevna statistika .....	14
5.	Daily Availability – Com@net / Dnevna dostupnost Com@net.....	17
5.1.	Com@net daily statistics / Com@net dnevna statistika .....	18
6.	Daily Availability - Digi4Biz Mobile / Dnevna dostupnost Digi4Biz Mobile .....	21
6.1.	Digi4Biz Mobile daily statistics / Digi4Biz Mobile dnevna statistika.....	22
7.	Daily Availability - Digi4Biz / Dnevna dostupnost Digi4Biz.....	24
7.1.	Digi4Biz Daily statistics / Digi4Biz dnevna statistika.....	25
8.	PIS Monthly – from daily average / PIS mjesečne vrijednosti – na osnovu dnevnih pokazatelja.....	27
9.	AIS Monthly – from daily average / AIS mjesečne vrijednosti – na osnovu dnevnih pokazatelja.....	27
10.	Monthly Error Rate - from daily average / Mjesečna stopa grešaka – na osnovu dnevnih pokazatelja.....	27
11.	Daily average response time in ms / Prosječno dnevno vrijeme odziva u ms.....	1



# 1. Description of terms / Opis pojmova

## 1.1. PSD2 terms / PSD2 pojmovi

AIS (Account Information Service) - Usluga pružanja informacije po računu

PIS (Payment Initiation Service) - Usluga iniciranja plaćanja

CoF (Confirmation of Funds) - Usluga dostavljanja potvrde o dostupnosti sredstava

## 1.2. Key Performance indicators / Ključni indikatori učinkovitosti

Praćenje performansi PSD2 i klijentskog on line sučelja provodi se na osnovu sljedećih ključnih indikatora:

Indicattor/Indikator	Description/Opis
DailyUptime / Vrijeme rada tijekom dana	Daily uptime for all interfaces, expressed as a percentage. Vrijeme rada tijekom dana, izraženo u postotku, za sva sučelja.
DailyDowntime / Vrijeme izvan funkcije	Daily downtime for all interfaces, expressed as percentage. Vrijeme izvan funkcije tijekom dana, izraženo u postotku, za sva sučelja.
PIS average daily response time / PIS prosječno dnevno vrijeme odziva	Average daily response time, in milliseconds, for the payment initiation service Prosječno dnevno vrijeme, izraženo u milisekundama, za uslugu iniciranja plaćanja
AIS average daily response time / AIS prosječno dnevno vrijeme odziva	Average daily response time, in milliseconds, for the account information service Prosječno dnevno vrijeme, izraženo u milisekundama, za uslugu pružanja informacije po računu
COF daily average response time / COF prosječno dnevno vrijeme odziva	Average daily response time, in milliseconds, for the confirmation of funds. Prosječno dnevno vrijeme, izraženo u milisekundama, za uslugu pružanja informacije o raspoloživosti sredstava
Dnevna stopa grešaka / DailyErrorRate	Percentage of service initiation errors (AIS, PIS, COF) relative to the total number of service initiations per day. Calculation is based only on errors caused by the account servicing payment service provider's fault. Postotak greška kod iniciranja usluge (AIS, PIS, COF) u odnosu na ukupan broj iniciranja usluga u danu. U izračun se uzimaju samo pogreške za koje je odgovoran pružatelj platnih usluga koji vodi račun.



### 1.3. Channels / Kanali

PSD2 API – namjensko sučelje za pristup računu (XS2A) u svrhu obavljanja usluga informacije o računu, iniciranja plaćanja i potvrde o dostupnosti sredstava.

Digital Mobile – PBZ mobile banking solution for retail clients / PBZ mobilno bankarstvo za potrošače

Digital – PBZ internet banking for retail clients / PBZ internetsko bankarstvo za potrošače

Com@net – PBZ internet banking for corporate clients / PBZ internetsko bankarstvo za poslovne subjekte

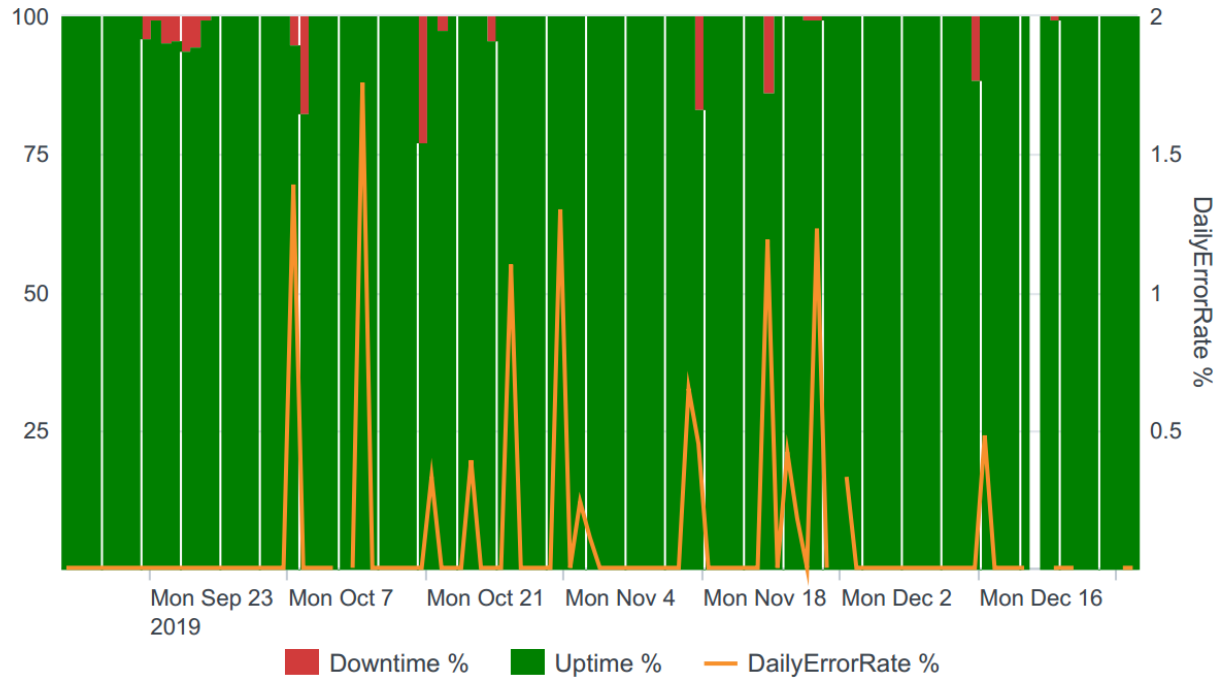
Digi4Biz Mobile - Digital mobile banking solution for entrepreneurs / PBZ mobilno bankarstvo za poduzetnike

Digi4Biz – PBZ internet banking for entrepreneurs / PBZ digitalno bankarstvo za poduzetnike



**PRIVREDNA BANKA ZAGREB**

## 2. Daily Availability - PSD2 API / Dnevna dostupnost PSD2 API



## 2.1. PSD2 API daily statistics / PSD2 API dnevna statistika

Datum	Application	DailyUptime (%)	DailyDowntime (%)	PIS (ms)	AIS (ms)	COF (ms)	DailyErrorRate
2019-12-31	PSD2 API	100.00	0.00		731.00		0.00
2019-12-30	PSD2 API	100.00	0.00		770.14		0.00
2019-12-29	PSD2 API	100.00	0.00				
2019-12-28	PSD2 API	100.00	0.00				
2019-12-27	PSD2 API	100.00	0.00				
2019-12-26	PSD2 API	100.00	0.00				
2019-12-25	PSD2 API	100.00	0.00		433.80		0.00
2019-12-24	PSD2 API	100.00	0.00		768.67		0.00
2019-12-23	PSD2 API	99.51	0.49		665.38		0.00
2019-12-22	PSD2 API	100.00	0.00				
2019-12-20	PSD2 API	100.00	0.00	300.50			0.00
2019-12-19	PSD2 API	100.00	0.00	408.50	625.04		0.00
2019-12-18	PSD2 API	100.00	0.00	532.71	579.15		0.00
2019-12-17	PSD2 API	100.00	0.00		771.26		0.00
2019-12-16	PSD2 API	99.93	0.07	279.66	645.38		0.48
2019-12-15	PSD2 API	88.54	11.46		847.47		0.00
2019-12-14	PSD2 API	100.00	0.00	361.03	455.00		0.00
2019-12-13	PSD2 API	100.00	0.00	386.10	491.61		0.00
2019-12-12	PSD2 API	100.00	0.00	383.54	598.81		0.00
2019-12-11	PSD2 API	100.00	0.00	392.59	533.54		0.00
2019-12-10	PSD2 API	99.93	0.07	431.68	753.71		0.00
2019-12-09	PSD2 API	100.00	0.00	463.80	793.73		0.00
2019-12-08	PSD2 API	100.00	0.00	506.65	751.63		0.00
2019-12-07	PSD2 API	99.86	0.14	352.31	693.93		0.00
2019-12-06	PSD2 API	99.93	0.07		181.80		0.00
2019-12-05	PSD2 API	99.93	0.07	693.20	692.60		0.00
2019-12-04	PSD2 API	100.00	0.00		278.14		0.00
2019-12-03	PSD2 API	99.93	0.07	711.50	1077.27		0.00
2019-12-02	PSD2 API	99.86	0.14	69.63	636.29		0.33
2019-12-01	PSD2 API	100.00	0.00				
2019-11-30	PSD2 API	100.00	0.00		518.00		0.00
2019-11-29	PSD2 API	99.79	0.21	704.16	795.42		1.23
2019-11-28	PSD2 API	99.79	0.21	678.58	649.10		0.00
2019-11-27	PSD2 API	100.00	0.00	552.58	669.76		0.18
2019-11-26	PSD2 API	99.86	0.14	548.81	680.39		0.42
2019-11-25	PSD2 API	100.00	0.00	636.94			0.00
2019-11-24	PSD2 API	86.39	13.61	670.49			1.19
2019-11-23	PSD2 API	100.00	0.00	637.28			0.00
2019-11-22	PSD2 API	100.00	0.00	654.73			0.00
2019-11-21	PSD2 API	100.00	0.00	750.76	889.17		0.00
2019-11-20	PSD2 API	100.00	0.00	797.38	284.37		0.00
2019-11-19	PSD2 API	100.00	0.00		773.66		0.00
2019-11-18	PSD2 API	100.00	0.00	655.98	649.26		0.00
2019-11-17	PSD2 API	83.40	16.60	749.88	776.54		0.45
2019-11-16	PSD2 API	100.00	0.00	544.17	441.33		0.65
2019-11-15	PSD2 API	100.00	0.00	492.68	713.73		0.00
2019-11-14	PSD2 API	100.00	0.00	496.64	589.40		0.00
2019-11-13	PSD2 API	99.93	0.07	485.88	654.32		0.00
2019-11-12	PSD2 API	99.93	0.07	510.11	657.73		0.00



Datum	Application	DailyUptime (%)	DailyDowntime (%)	PIS (ms)	AIS (ms)	COF (ms)	DailyErrorRate
2019-11-11	PSD2 API	99.86	0.14	558.17	689.48		0.00
2019-11-10	PSD2 API	100.00	0.00	489.68	624.68		0.00
2019-11-09	PSD2 API	100.00	0.00	524.12	583.85		0.00
2019-11-08	PSD2 API	99.86	0.14	575.09	753.63		0.00
2019-11-07	PSD2 API	99.93	0.07	1343.00	660.15		0.00
2019-11-06	PSD2 API	99.86	0.14	2434.31	566.04		0.11
2019-11-05	PSD2 API	99.93	0.07	767.18	627.17		0.24
2019-11-04	PSD2 API	99.93	0.07	702.56	738.51		0.00
2019-11-03	PSD2 API	100.00	0.00	642.46	695.82		1.30
2019-11-02	PSD2 API	100.00	0.00	653.56	717.48		0.00
2019-11-01	PSD2 API	100.00	0.00	709.48			0.00
2019-10-31	PSD2 API	99.93	0.07	673.96	684.31		0.00
2019-10-30	PSD2 API	100.00	0.00	646.19	630.83		0.00
2019-10-29	PSD2 API	100.00	0.00	616.71	615.15		1.10
2019-10-28	PSD2 API	100.00	0.00	614.30	707.00		0.00
2019-10-27	PSD2 API	95.83	4.17	587.88	720.87		0.00
2019-10-26	PSD2 API	99.93	0.07	604.71	801.15		0.00
2019-10-25	PSD2 API	100.00	0.00	660.29	715.91		0.39
2019-10-24	PSD2 API	99.93	0.07	596.40	758.25		0.00
2019-10-23	PSD2 API	99.93	0.07	611.48	728.56		0.00
2019-10-22	PSD2 API	97.57	2.43	629.11	896.44		0.00
2019-10-21	PSD2 API	99.86	0.14	611.92	1332.88		0.33
2019-10-20	PSD2 API	77.43	22.57	812.33	1111.50		0.00
2019-10-19	PSD2 API	100.00	0.00	555.03	668.67		0.00
2019-10-18	PSD2 API	100.00	0.00	758.76	1081.77		0.00
2019-10-17	PSD2 API	99.93	0.07	913.95	614.18		0.00
2019-10-16	PSD2 API	100.00	0.00	983.51	658.09		0.00
2019-10-15	PSD2 API	100.00	0.00	668.85	767.03		0.00
2019-10-14	PSD2 API	100.00	0.00	858.20	465.55		1.76
2019-10-13	PSD2 API	100.00	0.00		1488.33		0.00
2019-10-12	PSD2 API	100.00	0.00				
2019-10-11	PSD2 API	99.93	0.07		700.50		0.00
2019-10-10	PSD2 API	99.93	0.07	1345.60	730.22		0.00
2019-10-09	PSD2 API	100.00	0.00	1095.00	987.21		0.00
2019-10-08	PSD2 API	82.78	17.22	1126.00	671.40		0.00
2019-10-07	PSD2 API	95.07	4.93	1416.43	690.74		1.39
2019-10-06	PSD2 API	100.00	0.00		2427.67		0.00
2019-10-05	PSD2 API	100.00	0.00	742.26	1027.63		0.00
2019-10-04	PSD2 API	100.00	0.00	671.29	548.49		0.00
2019-10-03	PSD2 API	100.00	0.00	630.54	633.02		0.00
2019-10-02	PSD2 API	99.86	0.14	618.86	693.09		0.00
2019-10-01	PSD2 API	100.00	0.00	558.35	644.38		0.00
2019-09-30	PSD2 API	99.93	0.07	577.13	646.91	922.33	0.00
2019-09-29	PSD2 API	100.00	0.00	630.94	807.08		0.00
2019-09-28	PSD2 API	99.72	0.28	897.00			0.00
2019-09-27	PSD2 API	94.65	5.35		583.61		0.00
2019-09-26	PSD2 API	94.03	5.97		1114.45		0.00
2019-09-25	PSD2 API	95.83	4.17		553.18		0.00
2019-09-24	PSD2 API	95.62	4.38	4909.00	654.78		0.00
2019-09-23	PSD2 API	99.65	0.35		740.55		0.00
2019-09-22	PSD2 API	96.18	3.82		3449.75		0.00
2019-09-21	PSD2 API	100.00	0.00	403.47			0.00



PRIVREDNA BANKA ZAGREB

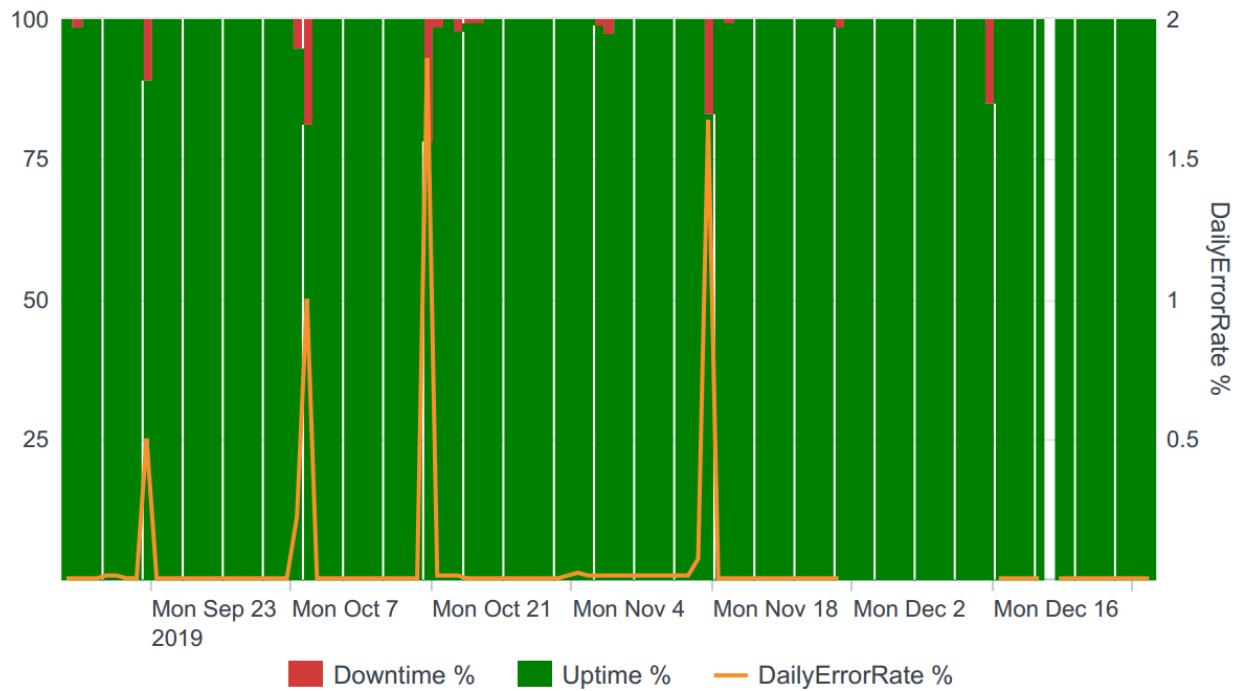
Datum	Application	DailyUptime (%)	DailyDowntime (%)	PIS (ms)	AIS (ms)	COF (ms)	DailyErrorRate
2019-09-20	PSD2 API	100.00	0.00	491.31	598.26		0.00
2019-09-19	PSD2 API	100.00	0.00	653.48	648.38		0.00
2019-09-18	PSD2 API	100.00	0.00	832.24	633.52		0.00
2019-09-17	PSD2 API	100.00	0.00	755.61	673.59		0.00
2019-09-16	PSD2 API	100.00	0.00	919.08	913.13		0.00
2019-09-15	PSD2 API	100.00	0.00	998.72	690.82		0.00
2019-09-14	PSD2 API	100.00	0.00	961.49	1082.88		0.00



**PRIVREDNA BANKA ZAGREB**



### 3. Daily Availability – Digital Mobile / Dnevna dostupnost Digital Mobile



### 3.1. Digical Mobile daily statistics / Digical Mobile dnevna statistika

Datum	Application	DailyUptime (%)	DailyDowntime (%)	PIS(ms)	ALS(ms)	DailyErrorRate
2019-12-31	Digical Mobile	100.00	0.00	2837.63	1274.42	0.001
2019-12-30	Digical Mobile	100.00	0.00	2940.70	1297.57	0.002
2019-12-29	Digical Mobile	100.00	0.00	2623.98	1233.38	0.002
2019-12-28	Digical Mobile	100.00	0.00	2612.71	1230.49	0.001
2019-12-27	Digical Mobile	100.00	0.00	2944.12	1286.86	0.001
2019-12-26	Digical Mobile	100.00	0.00	2595.06	1226.43	0.000
2019-12-25	Digical Mobile	100.00	0.00	2563.74	1263.99	0.001
2019-12-24	Digical Mobile	100.00	0.00	2744.33	1268.51	0.001
2019-12-23	Digical Mobile	100.00	0.00	2986.53	1306.45	0.002
2019-12-22	Digical Mobile	100.00	0.00	2712.26	1229.42	0.001
2019-12-20	Digical Mobile	100.00	0.00	2993.37	1292.17	0.001
2019-12-19	Digical Mobile	100.00	0.00	3035.43	1301.20	0.001
2019-12-18	Digical Mobile	100.00	0.00	3018.91	1257.00	0.002
2019-12-17	Digical Mobile	100.00	0.00	3020.24	1252.72	0.001
2019-12-16	Digical Mobile	100.00	0.00	3223.42	1312.18	0.001
2019-12-15	Digical Mobile	85.21	14.79	2789.05	1149.54	
2019-12-14	Digical Mobile	100.00	0.00	2768.47	1285.02	
2019-12-13	Digical Mobile	100.00	0.00	3164.34	1404.80	
2019-12-12	Digical Mobile	100.00	0.00	3027.05	1349.19	
2019-12-11	Digical Mobile	99.86	0.14	3067.89	1298.17	
2019-12-10	Digical Mobile	100.00	0.00	3254.15	1370.47	
2019-12-09	Digical Mobile	100.00	0.00	3011.64	1294.54	
2019-12-08	Digical Mobile	100.00	0.00	2757.67	1209.82	
2019-12-07	Digical Mobile	100.00	0.00	2663.98	1196.25	
2019-12-06	Digical Mobile	100.00	0.00	2848.54	1214.03	
2019-12-05	Digical Mobile	100.00	0.00	2847.22	1210.67	
2019-12-04	Digical Mobile	100.00	0.00	2761.04	1198.48	
2019-12-03	Digical Mobile	100.00	0.00	2799.09	1209.98	
2019-12-02	Digical Mobile	100.00	0.00	2860.31	1223.49	
2019-12-01	Digical Mobile	100.00	0.00	2541.74	1149.94	
2019-11-30	Digical Mobile	98.75	1.25	2788.92	1372.98	0.001
2019-11-29	Digical Mobile	100.00	0.00	2628.05	1178.66	0.001
2019-11-28	Digical Mobile	100.00	0.00	2681.32	1176.99	0.002
2019-11-27	Digical Mobile	100.00	0.00	2699.23	1176.66	0.001
2019-11-26	Digical Mobile	100.00	0.00	2729.44	1323.26	0.002
2019-11-25	Digical Mobile	100.00	0.00	2747.23	1197.91	0.002
2019-11-24	Digical Mobile	100.00	0.00	2524.95	1130.51	0.001
2019-11-23	Digical Mobile	100.00	0.00	2574.28	1182.98	0.001
2019-11-22	Digical Mobile	100.00	0.00	2755.85	1232.40	0.002
2019-11-21	Digical Mobile	100.00	0.00	2795.36	1220.38	0.002
2019-11-20	Digical Mobile	100.00	0.00	2879.80	1237.15	0.002
2019-11-19	Digical Mobile	99.51	0.49	3036.90	1297.95	0.002
2019-11-18	Digical Mobile	100.00	0.00	3046.69	1263.74	0.003
2019-11-17	Digical Mobile	83.26	16.74	2545.19	1098.41	1.636
2019-11-16	Digical Mobile	99.86	0.14	2309.44	1058.99	0.067
2019-11-15	Digical Mobile	100.00	0.00	3052.55	1308.84	0.005



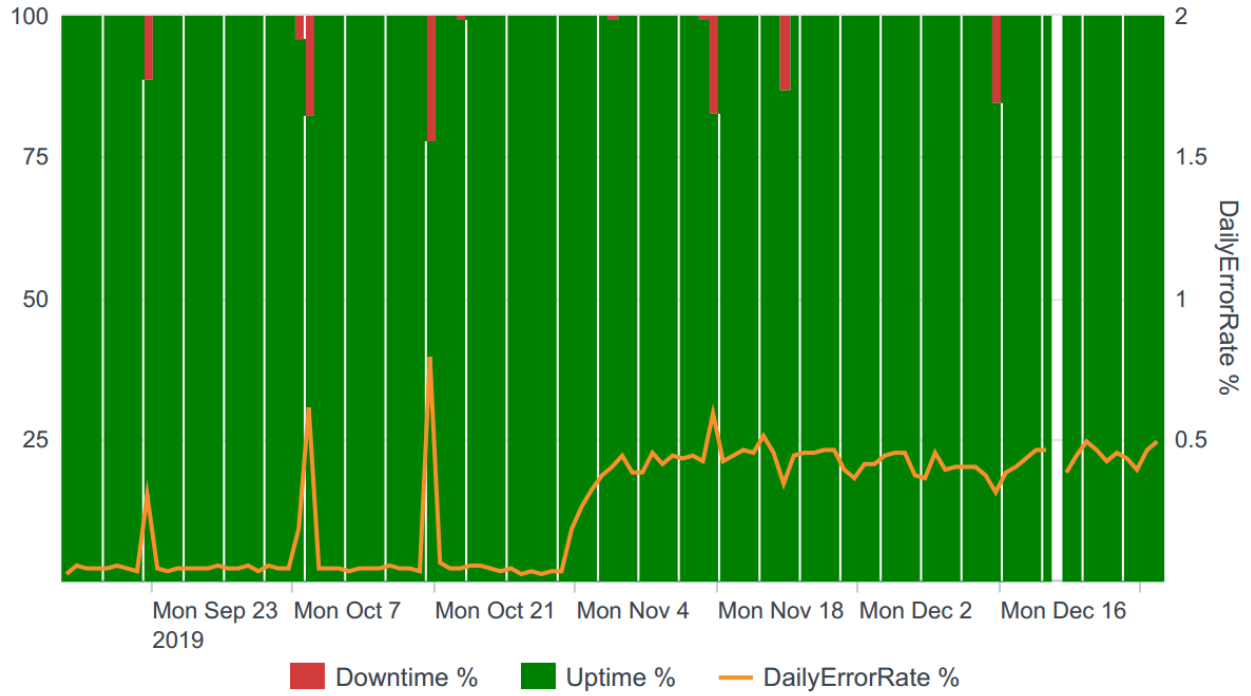
Datum	Application	DailyUptime (%)	DailyDowntime (%)	PIS(ms)	AIS(ms)	DailyErrorRate
2019-11-14	Digical Mobile	100.00	0.00	2594.80	1168.30	0.005
2019-11-13	Digical Mobile	100.00	0.00	2726.20	1220.57	0.006
2019-11-12	Digical Mobile	100.00	0.00	2821.52	1276.70	0.006
2019-11-11	Digical Mobile	100.00	0.00	3245.87	1518.59	0.008
2019-11-10	Digical Mobile	100.00	0.00	2443.16	1159.43	0.011
2019-11-09	Digical Mobile	100.00	0.00	2505.33	1211.14	0.012
2019-11-08	Digical Mobile	100.00	0.00	2918.82	1364.08	0.009
2019-11-07	Digical Mobile	97.78	2.22	3026.57	1401.98	0.010
2019-11-06	Digical Mobile	99.37	0.63	2839.51	1326.19	0.011
2019-11-05	Digical Mobile	100.00	0.00	2839.99	1315.62	0.013
2019-11-04	Digical Mobile	100.00	0.00	2838.55	1336.03	0.020
2019-11-03	Digical Mobile	100.00	0.00	2491.07	1241.16	0.010
2019-11-02	Digical Mobile	100.00	0.00	2384.94	1226.13	0.002
2019-11-01	Digical Mobile	100.00	0.00	2358.14	1228.27	0.003
2019-10-31	Digical Mobile	100.00	0.00	2362.91	1173.04	0.003
2019-10-30	Digical Mobile	100.00	0.00	2376.69	1104.55	0.004
2019-10-29	Digical Mobile	100.00	0.00	2475.32	1168.43	0.003
2019-10-28	Digical Mobile	100.00	0.00	2648.41	1246.31	0.004
2019-10-27	Digical Mobile	100.00	0.00	2443.97	1117.42	0.002
2019-10-26	Digical Mobile	100.00	0.00	2404.17	1181.20	0.002
2019-10-25	Digical Mobile	99.51	0.49	2509.51	1295.83	0.004
2019-10-24	Digical Mobile	99.72	0.28	2620.62	1344.25	0.003
2019-10-23	Digical Mobile	98.26	1.74	2675.99	1333.00	0.009
2019-10-22	Digical Mobile	100.00	0.00	2764.40	1280.55	0.009
2019-10-21	Digical Mobile	98.82	1.18	4907.59	2136.56	0.005
2019-10-20	Digical Mobile	78.61	21.39	2876.99	1394.63	1.860
2019-10-19	Digical Mobile	100.00	0.00	2453.06	1294.06	0.003
2019-10-18	Digical Mobile	100.00	0.00	2658.34	1267.48	0.002
2019-10-17	Digical Mobile	100.00	0.00	2774.91	1330.76	0.003
2019-10-16	Digical Mobile	100.00	0.00	2760.90	1307.66	0.003
2019-10-15	Digical Mobile	100.00	0.00	3092.09	1404.77	0.002
2019-10-14	Digical Mobile	100.00	0.00	2802.32	1271.14	0.003
2019-10-13	Digical Mobile	100.00	0.00	2281.66	1091.98	0.002
2019-10-12	Digical Mobile	100.00	0.00	2385.05	1311.98	0.004
2019-10-11	Digical Mobile	100.00	0.00	2764.79	1448.01	0.003
2019-10-10	Digical Mobile	100.00	0.00	3039.52	1494.14	0.002
2019-10-09	Digical Mobile	100.00	0.00	2723.39	1386.28	0.003
2019-10-08	Digical Mobile	81.67	18.33	2461.09	1319.30	0.999
2019-10-07	Digical Mobile	95.14	4.86	2744.13	1372.64	0.223
2019-10-06	Digical Mobile	100.00	0.00	2155.71	1133.59	0.003
2019-10-05	Digical Mobile	100.00	0.00	2192.12	1184.77	0.002
2019-10-04	Digical Mobile	100.00	0.00	2589.05	1286.96	0.003
2019-10-03	Digical Mobile	100.00	0.00	2424.02	1209.08	0.003
2019-10-02	Digical Mobile	100.00	0.00	2501.09	1239.87	0.004
2019-10-01	Digical Mobile	100.00	0.00	2646.41	1311.71	0.003
2019-09-30	Digical Mobile	100.00	0.00	2632.70	1262.03	0.003
2019-09-29	Digical Mobile	100.00	0.00	2406.67	1276.32	0.003
2019-09-28	Digical Mobile	100.00	0.00	2345.74	1308.75	0.003
2019-09-27	Digical Mobile	100.00	0.00	2517.27	1286.90	0.003



Datum	Application	DailyUptime (%)	DailyDowntime (%)	PIS(ms)	AIS(ms)	DailyErrorRate
2019-09-26	Digical Mobile	100.00	0.00	2463.57	1217.51	0.004
2019-09-25	Digical Mobile	100.00	0.00	2584.28	1307.07	0.004
2019-09-24	Digical Mobile	100.00	0.00	2593.64	1316.62	0.004
2019-09-23	Digical Mobile	100.00	0.00	2516.41	1117.08	0.004
2019-09-22	Digical Mobile	89.37	10.63	2338.07	1119.22	0.495
2019-09-21	Digical Mobile	100.00	0.00	2199.50	1100.25	0.003
2019-09-20	Digical Mobile	100.00	0.00	2509.87	1082.72	0.004
2019-09-19	Digical Mobile	100.00	0.00	3916.91	1816.23	0.005
2019-09-18	Digical Mobile	100.00	0.00	2780.27	1354.47	0.009
2019-09-17	Digical Mobile	100.00	0.00	2794.64	1305.20	0.004
2019-09-16	Digical Mobile	100.00	0.00	3002.10	1381.16	0.004
2019-09-15	Digical Mobile	98.75	1.25	2974.40	1302.13	0.002
2019-09-14	Digical Mobile	100.00	0.00	2479.86	1266.32	0.003



#### 4. Daily Availability – Digital / Dnevna dostupnost Digital



## 4.1. Digital daily statistics / Digital dnevna statistika

Datum	Application	DailyUptime (5)	DailyDowntime (%)	PIS (ms)	AIS (ms)	DailyErrorRate
2019-12-31	Digital	100.00	0.00	1544.24	1464.71	0.49
2019-12-30	Digital	100.00	0.00	1549.74	1397.05	0.46
2019-12-29	Digital	100.00	0.00	1337.04	1492.75	0.39
2019-12-28	Digital	100.00	0.00	1358.08	1310.61	0.43
2019-12-27	Digital	99.93	0.07	1519.24	1290.58	0.45
2019-12-26	Digital	100.00	0.00	1328.42	1247.31	0.42
2019-12-25	Digital	100.00	0.00	1273.00	1252.30	0.46
2019-12-24	Digital	100.00	0.00	1417.79	1176.26	0.49
2019-12-23	Digital	100.00	0.00	1555.95	1284.83	0.44
2019-12-22	Digital	100.00	0.00	1346.70	1242.58	0.38
2019-12-20	Digital	100.00	0.00	1513.25	1301.87	0.46
2019-12-19	Digital	100.00	0.00	1527.49	1229.74	0.46
2019-12-18	Digital	100.00	0.00	1507.38	1335.54	0.43
2019-12-17	Digital	100.00	0.00	1533.10	1295.36	0.40
2019-12-16	Digital	100.00	0.00	1582.97	1267.14	0.38
2019-12-15	Digital	85.07	14.93	1331.49	1189.52	0.31
2019-12-14	Digital	100.00	0.00	1342.78	1141.37	0.37
2019-12-13	Digital	100.00	0.00	1543.75	1276.35	0.40
2019-12-12	Digital	99.93	0.07	1492.54	1239.42	0.40
2019-12-11	Digital	100.00	0.00	1519.42	1290.52	0.40
2019-12-10	Digital	100.00	0.00	1553.25	1285.07	0.39
2019-12-09	Digital	100.00	0.00	1593.11	1597.10	0.45
2019-12-08	Digital	100.00	0.00	1332.34	1262.48	0.36
2019-12-07	Digital	100.00	0.00	1328.93	1163.69	0.37
2019-12-06	Digital	100.00	0.00	1443.29	1177.14	0.45
2019-12-05	Digital	100.00	0.00	1445.42	1364.29	0.45
2019-12-04	Digital	100.00	0.00	1413.99	1393.38	0.44
2019-12-03	Digital	100.00	0.00	1425.45	1329.13	0.41
2019-12-02	Digital	100.00	0.00	1426.92	1238.84	0.41
2019-12-01	Digital	100.00	0.00	1284.68	1400.58	0.36
2019-11-30	Digital	100.00	0.00	1267.23	1538.50	0.39
2019-11-29	Digital	100.00	0.00	1367.51	897.90	0.46
2019-11-28	Digital	100.00	0.00	1580.43	902.55	0.46
2019-11-27	Digital	100.00	0.00	1295.08	903.70	0.45
2019-11-26	Digital	100.00	0.00	1331.88	929.04	0.45
2019-11-25	Digital	100.00	0.00	1316.33	935.28	0.44
2019-11-24	Digital	87.08	12.92	1173.94	857.16	0.34
2019-11-23	Digital	100.00	0.00	1186.82	841.23	0.45
2019-11-22	Digital	100.00	0.00	1328.71	942.57	0.51
2019-11-21	Digital	100.00	0.00	1316.22	892.96	0.45
2019-11-20	Digital	100.00	0.00	1330.67	942.21	0.46
2019-11-19	Digital	99.93	0.07	1534.41	1153.67	0.44
2019-11-18	Digital	100.00	0.00	1372.97	940.73	0.42
2019-11-17	Digital	82.99	17.01	1139.59	801.77	0.59
2019-11-16	Digital	99.79	0.21	1042.60	754.65	0.42



Datum	Application	DailyUptime (5)	DailyDowntime (%)	PIS (ms)	AIS (ms)	DailyErrorRate
2019-11-15	Diqical	100.00	0.00	1378.20	937.76	0.44
2019-11-14	Diqical	100.00	0.00	1167.84	833.87	0.43
2019-11-13	Diqical	100.00	0.00	1261.37	935.73	0.44
2019-11-12	Diqical	100.00	0.00	1290.92	932.96	0.41
2019-11-11	Diqical	99.93	0.07	1361.80	995.90	0.45
2019-11-10	Diqical	100.00	0.00	1100.87	794.72	0.38
2019-11-09	Diqical	100.00	0.00	1103.61	816.66	0.38
2019-11-08	Diqical	100.00	0.00	1263.00	892.76	0.44
2019-11-07	Diqical	99.51	0.49	1679.74	866.18	0.40
2019-11-06	Diqical	99.93	0.07	1446.35	852.17	0.37
2019-11-05	Diqical	100.00	0.00	1235.48	863.56	0.32
2019-11-04	Diqical	100.00	0.00	1239.47	860.66	0.26
2019-11-03	Diqical	100.00	0.00	1080.96	788.46	0.18
2019-11-02	Diqical	100.00	0.00	1087.14	746.73	0.03
2019-11-01	Diqical	100.00	0.00	1058.58	767.59	0.03
2019-10-31	Diqical	100.00	0.00	1133.47	832.65	0.02
2019-10-30	Diqical	100.00	0.00	1084.85	767.11	0.03
2019-10-29	Diqical	100.00	0.00	1126.54	820.99	0.02
2019-10-28	Diqical	100.00	0.00	1150.87	830.02	0.04
2019-10-27	Diqical	100.00	0.00	1093.73	1237.61	0.03
2019-10-26	Diqical	100.00	0.00	1043.55	795.00	0.04
2019-10-25	Diqical	100.00	0.00	1078.82	844.23	0.05
2019-10-24	Diqical	99.93	0.07	1099.06	920.18	0.05
2019-10-23	Diqical	99.58	0.42	1296.09	1072.16	0.04
2019-10-22	Diqical	99.93	0.07	1334.37	1159.60	0.04
2019-10-21	Diqical	99.93	0.07	2227.82	1344.31	0.06
2019-10-20	Diqical	78.19	21.81	1749.40	1387.61	0.79
2019-10-19	Diqical	100.00	0.00	1007.32	778.80	0.03
2019-10-18	Diqical	100.00	0.00	1151.51	1587.61	0.04
2019-10-17	Diqical	100.00	0.00	1116.90	990.71	0.04
2019-10-16	Diqical	100.00	0.00	1116.35	883.22	0.05
2019-10-15	Diqical	100.00	0.00	1222.07	927.60	0.04
2019-10-14	Diqical	100.00	0.00	1114.22	906.30	0.04
2019-10-13	Diqical	100.00	0.00	935.78	917.85	0.04
2019-10-12	Diqical	100.00	0.00	956.04	810.79	0.03
2019-10-11	Diqical	100.00	0.00	1071.43	852.53	0.04
2019-10-10	Diqical	100.00	0.00	1184.15	954.70	0.04
2019-10-09	Diqical	100.00	0.00	1060.12	828.43	0.04
2019-10-08	Diqical	82.57	17.43	918.31	862.69	0.61
2019-10-07	Diqical	96.32	3.68	1213.36	1578.19	0.18
2019-10-06	Diqical	100.00	0.00	800.09	743.94	0.04
2019-10-05	Diqical	100.00	0.00	841.21	670.28	0.04
2019-10-04	Diqical	100.00	0.00	1058.72	974.36	0.05
2019-10-03	Diqical	100.00	0.00	999.20	768.33	0.03
2019-10-02	Diqical	100.00	0.00	1025.45	848.86	0.05
2019-10-01	Diqical	100.00	0.00	1078.44	885.26	0.04
2019-09-30	Diqical	100.00	0.00	1097.67	897.61	0.04
2019-09-29	Diqical	100.00	0.00	892.40	750.21	0.05
2019-09-28	Diqical	100.00	0.00	977.46	771.02	0.04



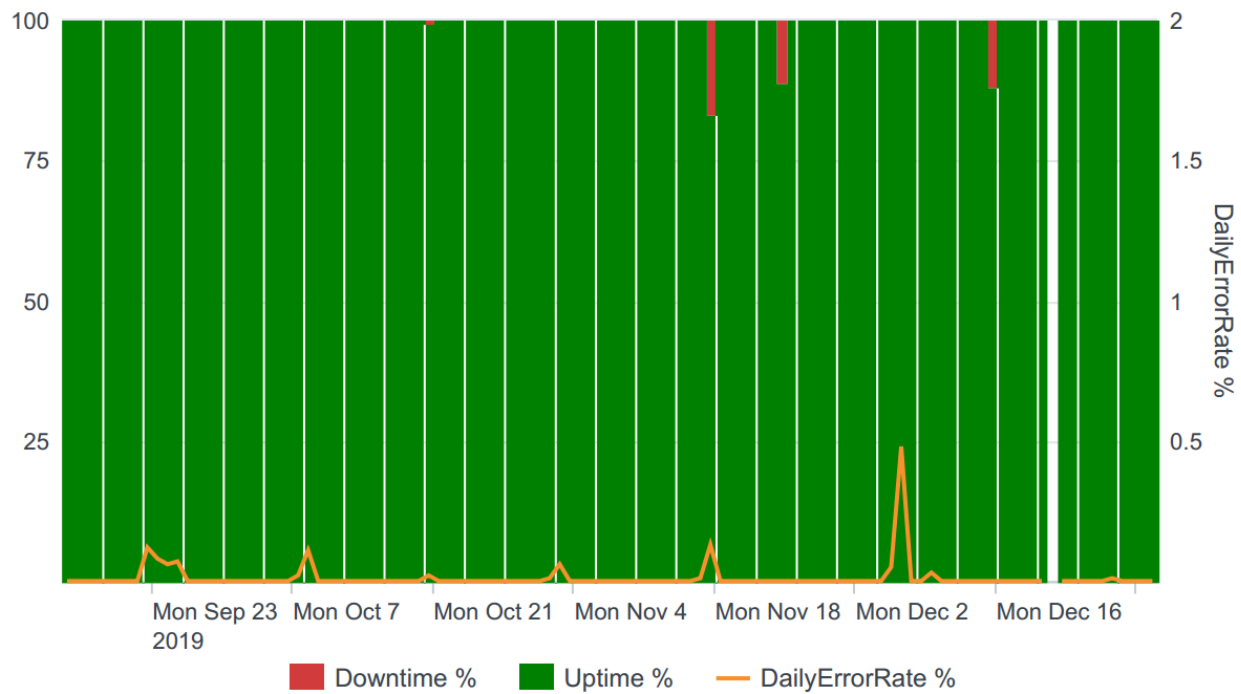
**PRIVREDNA BANKA ZAGREB**

Datum	Application	DailyUptime (5)	DailyDowntime (%)	PIS (ms)	AIS (ms)	DailyErrorRate
2019-09-27	Digical	99.93	0.07	1103.84	995.46	0.04
2019-09-26	Digical	100.00	0.00	1012.46	889.72	0.04
2019-09-25	Digical	100.00	0.00	1000.13	773.60	0.04
2019-09-24	Digical	100.00	0.00	1034.50	924.08	0.03
2019-09-23	Digical	100.00	0.00	1041.14	827.05	0.04
2019-09-22	Digical	89.10	10.90	917.92	808.56	0.30
2019-09-21	Digical	100.00	0.00	932.55	1056.22	0.03
2019-09-20	Digical	100.00	0.00	1052.24	939.73	0.04
2019-09-19	Digical	100.00	0.00	1484.45	1383.15	0.05
2019-09-18	Digical	100.00	0.00	1159.20	878.87	0.04
2019-09-17	Digical	100.00	0.00	1007.47	830.53	0.04
2019-09-16	Digical	100.00	0.00	1026.28	917.75	0.04
2019-09-15	Digical	100.00	0.00	1323.41	798.66	0.05
2019-09-14	Digical	100.00	0.00	1196.33	943.84	0.02





## 5. Daily Availability – Com@net / Dnevna dostupnost Com@net



## 5.1. Com@net daily statistics / Com@net dnevna statistika

Datum	Application	DailyUptime (5)	DailyDowntime (%)	PIS (ms)	AIS (ms)	DailyErrorRate
2019-12-31	Com@net	100.00	0.00	474.90	152.66	0.00
2019-12-30	Com@net	100.00	0.00	476.24	144.61	0.00
2019-12-29	Com@net	100.00	0.00	387.61	155.77	0.00
2019-12-28	Com@net	100.00	0.00	448.08	141.81	0.00
2019-12-27	Com@net	100.00	0.00	549.64	158.24	0.01
2019-12-26	Com@net	100.00	0.00	407.86	147.52	0.00
2019-12-25	Com@net	100.00	0.00	408.93	158.61	0.00
2019-12-24	Com@net	100.00	0.00	469.07	141.86	0.00
2019-12-23	Com@net	100.00	0.00	478.80	143.39	0.00
2019-12-22	Com@net	100.00	0.00	413.58	142.89	0.00
2019-12-20	Com@net	100.00	0.00	495.65	148.20	0.00
2019-12-19	Com@net	100.00	0.00	484.70	158.35	0.00
2019-12-18	Com@net	100.00	0.00	476.88	151.61	0.00
2019-12-17	Com@net	100.00	0.00	480.23	158.33	0.00
2019-12-16	Com@net	100.00	0.00	492.25	158.14	0.00
2019-12-15	Com@net	88.26	11.74	387.74	155.76	0.00
2019-12-14	Com@net	100.00	0.00	361.12	144.18	0.00
2019-12-13	Com@net	100.00	0.00	425.84	145.68	0.00
2019-12-12	Com@net	100.00	0.00	405.61	153.70	0.00
2019-12-11	Com@net	100.00	0.00	417.65	145.52	0.00
2019-12-10	Com@net	100.00	0.00	423.86	155.65	0.00
2019-12-09	Com@net	100.00	0.00	434.88	176.61	0.03
2019-12-08	Com@net	100.00	0.00	370.12	150.01	0.00
2019-12-07	Com@net	100.00	0.00	378.84	146.64	0.00
2019-12-06	Com@net	100.00	0.00	406.46	159.52	0.48
2019-12-05	Com@net	100.00	0.00	451.31	188.72	0.05
2019-12-04	Com@net	100.00	0.00	401.86	147.63	0.00
2019-12-03	Com@net	100.00	0.00	420.49	185.71	0.00
2019-12-02	Com@net	100.00	0.00	419.33	148.40	0.00
2019-12-01	Com@net	100.00	0.00	395.35	149.98	0.00
2019-11-30	Com@net	100.00	0.00	365.92	141.82	0.00
2019-11-29	Com@net	100.00	0.00	423.49	156.45	0.00
2019-11-28	Com@net	100.00	0.00	401.47	148.82	0.00
2019-11-27	Com@net	100.00	0.00	415.30	145.09	0.00
2019-11-26	Com@net	100.00	0.00	439.87	181.14	0.00
2019-11-25	Com@net	100.00	0.00	441.30	150.19	0.00
2019-11-24	Com@net	88.96	11.04	368.41	158.08	0.00
2019-11-23	Com@net	100.00	0.00	358.09	135.59	0.00
2019-11-22	Com@net	100.00	0.00	432.00	193.77	0.00
2019-11-21	Com@net	100.00	0.00	431.74	192.92	0.00
2019-11-20	Com@net	100.00	0.00	427.17	162.53	0.00
2019-11-19	Com@net	100.00	0.00	426.81	205.87	0.00
2019-11-18	Com@net	100.00	0.00	429.55	164.90	0.00
2019-11-17	Com@net	83.33	16.67	375.03	163.16	0.13
2019-11-16	Com@net	99.86	0.14	348.05	137.88	0.01
2019-11-15	Com@net	100.00	0.00	420.99	150.16	0.00
2019-11-14	Com@net	100.00	0.00	392.28	158.41	0.00



Datum	Application	DailyUptime (5)	DailyDowntime (%)	PIS (ms)	AIS (ms)	DailyErrorRate
2019-11-13	Com@net	100.00	0.00	394.80	163.36	0.00
2019-11-12	Com@net	100.00	0.00	407.34	158.21	0.00
2019-11-11	Com@net	100.00	0.00	404.87	159.60	0.00
2019-11-10	Com@net	100.00	0.00	341.65	146.76	0.00
2019-11-09	Com@net	100.00	0.00	340.61	144.24	0.00
2019-11-08	Com@net	100.00	0.00	396.38	171.56	0.00
2019-11-07	Com@net	100.00	0.00	385.36	159.57	0.00
2019-11-06	Com@net	100.00	0.00	415.19	173.58	0.00
2019-11-05	Com@net	100.00	0.00	396.61	173.34	0.00
2019-11-04	Com@net	100.00	0.00	402.74	162.82	0.00
2019-11-03	Com@net	100.00	0.00	378.40	150.61	0.00
2019-11-02	Com@net	100.00	0.00	519.74	390.01	0.06
2019-11-01	Com@net	100.00	0.00	374.56	150.58	0.01
2019-10-31	Com@net	100.00	0.00	389.79	146.46	0.00
2019-10-30	Com@net	100.00	0.00	391.28	142.72	0.00
2019-10-29	Com@net	100.00	0.00	385.91	148.87	0.00
2019-10-28	Com@net	100.00	0.00	398.72	150.00	0.00
2019-10-27	Com@net	100.00	0.00	338.71	165.93	0.00
2019-10-26	Com@net	100.00	0.00	343.84	143.45	0.00
2019-10-25	Com@net	100.00	0.00	402.16	143.59	0.00
2019-10-24	Com@net	100.00	0.00	384.06	169.30	0.00
2019-10-23	Com@net	100.00	0.00	437.58	161.55	0.00
2019-10-22	Com@net	100.00	0.00	604.12	313.49	0.00
2019-10-21	Com@net	100.00	0.00	711.17	242.39	0.00
2019-10-20	Com@net	99.79	0.21	389.75	179.45	0.02
2019-10-19	Com@net	100.00	0.00	358.98	136.18	0.00
2019-10-18	Com@net	100.00	0.00	378.85	154.77	0.00
2019-10-17	Com@net	100.00	0.00	384.27	158.40	0.00
2019-10-16	Com@net	100.00	0.00	379.32	145.33	0.00
2019-10-15	Com@net	100.00	0.00	401.95	161.84	0.00
2019-10-14	Com@net	100.00	0.00	384.44	139.80	0.00
2019-10-13	Com@net	100.00	0.00	332.20	144.04	0.00
2019-10-12	Com@net	100.00	0.00	341.01	135.08	0.00
2019-10-11	Com@net	100.00	0.00	394.43	145.88	0.00
2019-10-10	Com@net	100.00	0.00	394.14	148.13	0.00
2019-10-09	Com@net	100.00	0.00	388.22	152.39	0.00
2019-10-08	Com@net	100.00	0.00	349.93	280.77	0.11
2019-10-07	Com@net	100.00	0.00	396.86	154.89	0.02
2019-10-06	Com@net	100.00	0.00	326.90	146.87	0.00
2019-10-05	Com@net	100.00	0.00	344.69	145.30	0.00
2019-10-04	Com@net	100.00	0.00	383.30	145.95	0.00
2019-10-03	Com@net	100.00	0.00	419.75	187.50	0.00
2019-10-02	Com@net	100.00	0.00	392.48	161.97	0.00
2019-10-01	Com@net	100.00	0.00	411.18	152.57	0.00
2019-09-30	Com@net	100.00	0.00	393.31	143.26	0.00
2019-09-29	Com@net	100.00	0.00	328.10	157.01	0.00
2019-09-28	Com@net	100.00	0.00	347.52	148.07	0.00
2019-09-27	Com@net	100.00	0.00	417.07	161.53	0.00
2019-09-26	Com@net	100.00	0.00	385.19	145.61	0.00

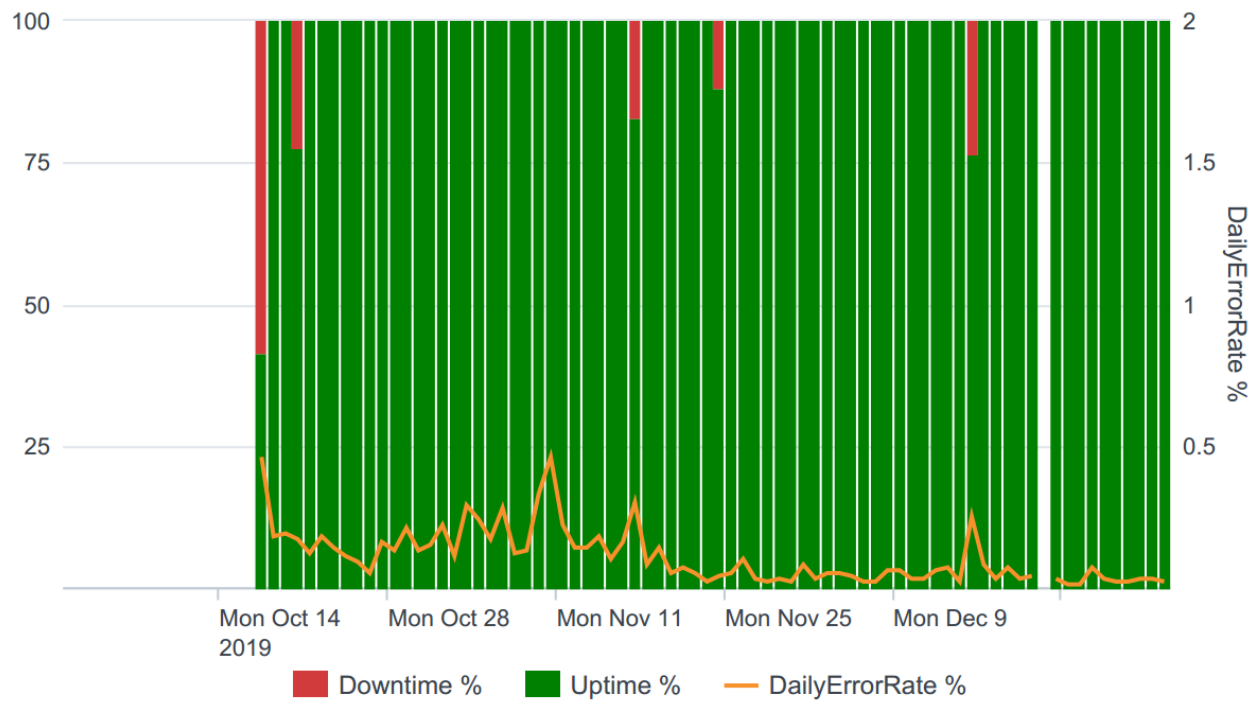


**PRIVREDNA BANKA ZAGREB**

Datum	Application	DailyUptime (5)	DailyDowntime (%)	PIS (ms)	AIS (ms)	DailyErrorRate
2019-09-25	Com@net	100.00	0.00	374.90	151.75	0.07
2019-09-24	Com@net	100.00	0.00	376.86	144.11	0.06
2019-09-23	Com@net	100.00	0.00	383.62	206.76	0.08
2019-09-22	Com@net	100.00	0.00	380.62	184.73	0.12
2019-09-21	Com@net	100.00	0.00	369.21	147.94	0.00
2019-09-20	Com@net	100.00	0.00	415.25	134.23	0.00
2019-09-19	Com@net	100.00	0.00	402.61	137.03	0.00
2019-09-18	Com@net	100.00	0.00	528.86	175.61	0.00
2019-09-17	Com@net	100.00	0.00	402.06	184.69	0.00
2019-09-16	Com@net	100.00	0.00	422.20	168.29	0.00
2019-09-15	Com@net	100.00	0.00	358.13	154.06	0.00
2019-09-14	Com@net	100.00	0.00	377.01	143.75	0.00



## 6. Daily Availability - Digi4Biz Mobile / Dnevna dostupnost Digi4Biz Mobile



## 6.1. Digi4Biz Mobile daily statistics / Digi4Biz Mobile dnevna statistika

Datum	Application	DailyUptime (%)	DailyDowntime (%)	PIS (ms)	AIS (ms)	DailyErrorRate
2019-12-31	Digi4Biz Mobile	100.00	0.00	1209.93	314.53	0.02
2019-12-30	Digi4Biz Mobile	100.00	0.00	1212.08	309.96	0.03
2019-12-29	Digi4Biz Mobile	100.00	0.00	1131.18	337.69	0.03
2019-12-28	Digi4Biz Mobile	100.00	0.00	1195.02	341.70	0.02
2019-12-27	Digi4Biz Mobile	100.00	0.00	1225.39	315.87	0.02
2019-12-26	Digi4Biz Mobile	100.00	0.00	1236.61	339.22	0.03
2019-12-25	Digi4Biz Mobile	100.00	0.00	1103.74	354.32	0.07
2019-12-24	Digi4Biz Mobile	100.00	0.00	1301.08	325.31	0.01
2019-12-23	Digi4Biz Mobile	100.00	0.00	1221.84	314.53	0.01
2019-12-22	Digi4Biz Mobile	100.00	0.00	1185.01	351.66	0.03
2019-12-20	Digi4Biz Mobile	100.00	0.00	1227.69	315.69	0.04
2019-12-19	Digi4Biz Mobile	100.00	0.00	1243.62	315.99	0.03
2019-12-18	Digi4Biz Mobile	100.00	0.00	1231.91	318.13	0.07
2019-12-17	Digi4Biz Mobile	100.00	0.00	1297.47	319.09	0.03
2019-12-16	Digi4Biz Mobile	100.00	0.00	1243.98	313.23	0.08
2019-12-15	Digi4Biz Mobile	76.60	23.40	1287.46	343.03	0.25
2019-12-14	Digi4Biz Mobile	100.00	0.00	1730.20	335.64	0.02
2019-12-13	Digi4Biz Mobile	100.00	0.00	2071.27	306.24	0.07
2019-12-12	Digi4Biz Mobile	100.00	0.00	2116.65	306.76	0.06
2019-12-11	Digi4Biz Mobile	100.00	0.00	1929.59	307.96	0.03
2019-12-10	Digi4Biz Mobile	100.00	0.00	1996.91	304.36	0.03
2019-12-09	Digi4Biz Mobile	100.00	0.00	1992.54	311.76	0.06
2019-12-08	Digi4Biz Mobile	100.00	0.00	1921.20	339.71	0.06
2019-12-07	Digi4Biz Mobile	100.00	0.00	1821.49	332.80	0.02
2019-12-06	Digi4Biz Mobile	100.00	0.00	1952.86	313.76	0.02
2019-12-05	Digi4Biz Mobile	100.00	0.00	1926.14	311.25	0.04
2019-12-04	Digi4Biz Mobile	100.00	0.00	1900.36	307.96	0.05
2019-12-03	Digi4Biz Mobile	100.00	0.00	1927.73	308.47	0.05
2019-12-02	Digi4Biz Mobile	100.00	0.00	1963.75	304.79	0.03
2019-12-01	Digi4Biz Mobile	100.00	0.00	1741.62	336.08	0.08
2019-11-30	Digi4Biz Mobile	100.00	0.00	1705.29	333.58	0.02
2019-11-29	Digi4Biz Mobile	100.00	0.00	1834.74	310.76	0.03
2019-11-28	Digi4Biz Mobile	100.00	0.00	1903.50	321.06	0.02
2019-11-27	Digi4Biz Mobile	100.00	0.00	1859.62	313.91	0.03
2019-11-26	Digi4Biz Mobile	100.00	0.00	1857.97	312.85	0.10
2019-11-25	Digi4Biz Mobile	100.00	0.00	1870.59	309.73	0.05
2019-11-24	Digi4Biz Mobile	88.26	11.74	1739.67	349.05	0.04
2019-11-23	Digi4Biz Mobile	100.00	0.00	1695.74	326.72	0.02
2019-11-22	Digi4Biz Mobile	100.00	0.00	1861.48	308.73	0.05
2019-11-21	Digi4Biz Mobile	100.00	0.00	1816.37	306.61	0.07
2019-11-20	Digi4Biz Mobile	100.00	0.00	1814.27	308.25	0.05
2019-11-19	Digi4Biz Mobile	100.00	0.00	1850.98	306.58	0.14
2019-11-18	Digi4Biz Mobile	100.00	0.00	1832.27	303.40	0.08
2019-11-17	Digi4Biz Mobile	83.19	16.81	1770.60	341.45	0.30
2019-11-16	Digi4Biz Mobile	99.93	0.07	1826.27	324.28	0.16
2019-11-15	Digi4Biz Mobile	100.00	0.00	1794.18	298.60	0.10
2019-11-14	Digi4Biz Mobile	100.00	0.00	1773.15	298.71	0.18
2019-11-13	Digi4Biz Mobile	100.00	0.00	1720.53	302.16	0.14

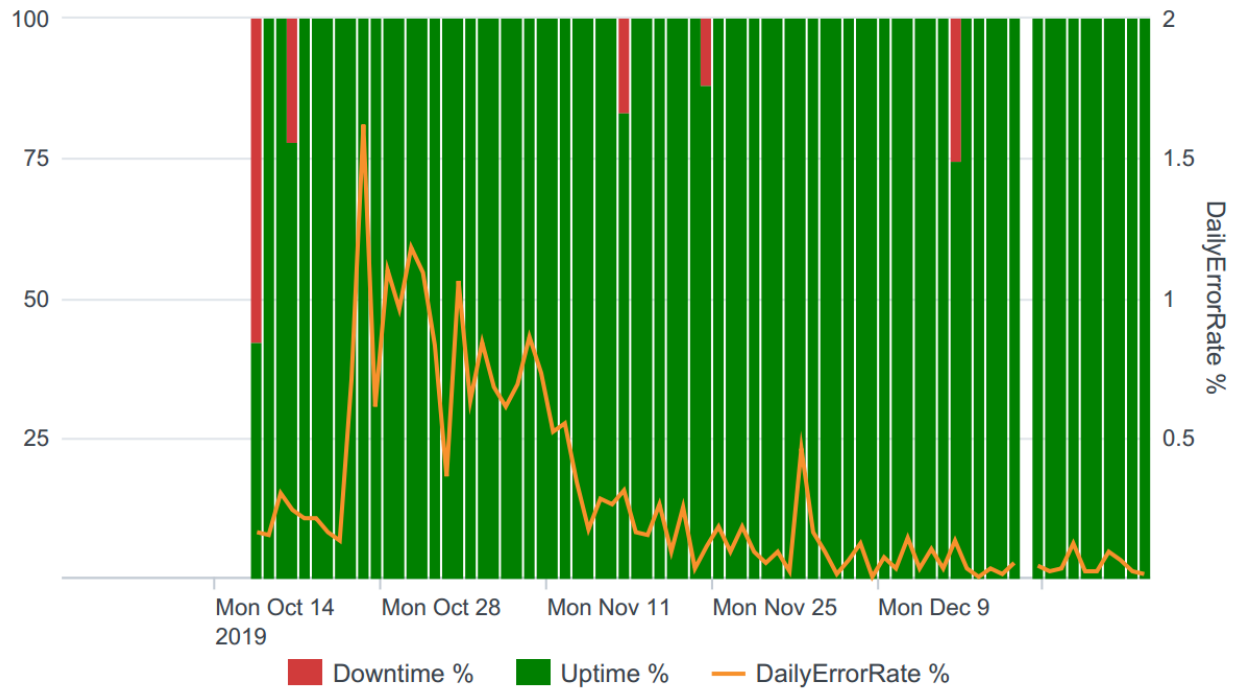


Datum	Application	DailyUptime (%)	DailyDowntime (%)	PIS (ms)	AIS (ms)	DailyErrorRate
2019-11-12	Digi4Biz Mobile	100.00	0.00	1688.33	299.90	0.14
2019-11-11	Digi4Biz Mobile	100.00	0.00	1620.53	303.98	0.22
2019-11-10	Digi4Biz Mobile	100.00	0.00	1506.23	319.16	0.46
2019-11-09	Digi4Biz Mobile	100.00	0.00	1608.14	332.39	0.33
2019-11-08	Digi4Biz Mobile	100.00	0.00	1609.10	306.92	0.13
2019-11-07	Digi4Biz Mobile	100.00	0.00	1555.11	308.89	0.12
2019-11-06	Digi4Biz Mobile	100.00	0.00	1474.08	311.53	0.28
2019-11-05	Digi4Biz Mobile	100.00	0.00	1173.38	306.10	0.17
2019-11-04	Digi4Biz Mobile	100.00	0.00	1033.78	301.89	0.24
2019-11-03	Digi4Biz Mobile	100.00	0.00	958.76	342.80	0.29
2019-11-02	Digi4Biz Mobile	100.00	0.00	823.62	344.47	0.11
2019-11-01	Digi4Biz Mobile	100.00	0.00	927.61	342.83	0.22
2019-10-31	Digi4Biz Mobile	100.00	0.00	961.33	305.08	0.15
2019-10-30	Digi4Biz Mobile	100.00	0.00	920.99	312.70	0.13
2019-10-29	Digi4Biz Mobile	100.00	0.00	884.89	314.74	0.21
2019-10-28	Digi4Biz Mobile	100.00	0.00	965.78	318.90	0.13
2019-10-27	Digi4Biz Mobile	100.00	0.00	920.12	345.17	0.16
2019-10-26	Digi4Biz Mobile	100.00	0.00	665.22	327.58	0.05
2019-10-25	Digi4Biz Mobile	100.00	0.00	933.46	324.12	0.09
2019-10-24	Digi4Biz Mobile	100.00	0.00	1025.74	321.06	0.11
2019-10-23	Digi4Biz Mobile	100.00	0.00	1015.15	327.29	0.14
2019-10-22	Digi4Biz Mobile	100.00	0.00	1123.47	337.67	0.18
2019-10-21	Digi4Biz Mobile	100.00	0.00	1806.59	494.08	0.12
2019-10-20	Digi4Biz Mobile	77.85	22.15	931.49	434.55	0.17
2019-10-19	Digi4Biz Mobile	100.00	0.00	1003.42	399.25	0.19
2019-10-18	Digi4Biz Mobile	100.00	0.00	879.01	336.11	0.18
2019-10-17	Digi4Biz Mobile	41.60	58.40	913.34	358.82	0.46



**PRIVREDNA BANKA ZAGREB**

## 7. Daily Availability - Digi4Biz / Dnevna dostupnost Digi4Biz





## 7.1. Digi4Biz Daily statistics / Digi4Biz dnevna statistika

Datum	Application	DailyUptime (%)	DailyDowntime (%)	PIS (ms)	AIS (ms)	DailyErrorRate
2019-12-31	Digi4Biz	100.00	0.00	1966.80	342.30	0.01
2019-12-30	Digi4Biz	100.00	0.00	1896.31	336.82	0.02
2019-12-29	Digi4Biz	100.00	0.00	1974.96	343.44	0.06
2019-12-28	Digi4Biz	100.00	0.00	2351.09	384.36	0.09
2019-12-27	Digi4Biz	100.00	0.00	1929.61	332.06	0.02
2019-12-26	Digi4Biz	100.00	0.00	1797.24	356.96	0.02
2019-12-25	Digi4Biz	100.00	0.00	1544.68	352.31	0.12
2019-12-24	Digi4Biz	100.00	0.00	1790.27	324.65	0.03
2019-12-23	Digi4Biz	100.00	0.00	1774.02	328.88	0.02
2019-12-22	Digi4Biz	100.00	0.00	1816.16	348.66	0.04
2019-12-20	Digi4Biz	100.00	0.00	1796.08	333.36	0.05
2019-12-19	Digi4Biz	100.00	0.00	1980.83	345.40	0.01
2019-12-18	Digi4Biz	100.00	0.00	1901.26	331.12	0.03
2019-12-17	Digi4Biz	100.00	0.00	1863.47	348.82	0.00
2019-12-16	Digi4Biz	100.00	0.00	1879.08	333.05	0.03
2019-12-15	Digi4Biz	74.72	25.28	1553.43	358.07	0.13
2019-12-14	Digi4Biz	100.00	0.00	2317.81	298.06	0.03
2019-12-13	Digi4Biz	100.00	0.00	3730.10	285.00	0.10
2019-12-12	Digi4Biz	100.00	0.00	3525.18	285.68	0.03
2019-12-11	Digi4Biz	100.00	0.00	3544.41	290.24	0.14
2019-12-10	Digi4Biz	100.00	0.00	3615.08	288.04	0.03
2019-12-09	Digi4Biz	100.00	0.00	3647.30	289.95	0.07
2019-12-08	Digi4Biz	100.00	0.00	2990.99	314.41	0.00
2019-12-07	Digi4Biz	100.00	0.00	3446.16	312.42	0.12
2019-12-06	Digi4Biz	100.00	0.00	3674.74	283.17	0.06
2019-12-05	Digi4Biz	100.00	0.00	3545.64	287.91	0.01
2019-12-04	Digi4Biz	100.00	0.00	3848.90	288.71	0.09
2019-12-03	Digi4Biz	100.00	0.00	3594.30	289.31	0.16
2019-12-02	Digi4Biz	100.00	0.00	3564.69	283.05	0.46
2019-12-01	Digi4Biz	100.00	0.00	3016.64	300.00	0.02
2019-11-30	Digi4Biz	100.00	0.00	3351.63	311.15	0.09
2019-11-29	Digi4Biz	100.00	0.00	3475.49	283.58	0.05
2019-11-28	Digi4Biz	100.00	0.00	3546.11	288.86	0.09
2019-11-27	Digi4Biz	100.00	0.00	3479.58	291.58	0.18
2019-11-26	Digi4Biz	100.00	0.00	3491.35	286.32	0.09
2019-11-25	Digi4Biz	100.00	0.00	3466.06	289.67	0.18
2019-11-24	Digi4Biz	88.40	11.60	2893.00	308.82	0.11
2019-11-23	Digi4Biz	100.00	0.00	3207.65	286.66	0.03
2019-11-22	Digi4Biz	100.00	0.00	3346.08	281.73	0.25
2019-11-21	Digi4Biz	100.00	0.00	3271.47	287.72	0.09
2019-11-20	Digi4Biz	100.00	0.00	3316.64	288.84	0.26
2019-11-19	Digi4Biz	100.00	0.00	3419.20	282.94	0.15
2019-11-18	Digi4Biz	100.00	0.00	3176.89	282.69	0.16
2019-11-17	Digi4Biz	83.33	16.67	2566.64	300.71	0.31
2019-11-16	Digi4Biz	99.93	0.07	2783.70	288.25	0.26
2019-11-15	Digi4Biz	100.00	0.00	3132.65	266.19	0.28
2019-11-14	Digi4Biz	100.00	0.00	3041.23	268.81	0.17
2019-11-13	Digi4Biz	100.00	0.00	2982.76	276.06	0.34
2019-11-12	Digi4Biz	100.00	0.00	2857.63	272.98	0.55

Datum	Application	DailyUptime (%)	DailyDowntime (%)	PIS (ms)	AIS (ms)	DailyErrorRate
2019-11-11	Digi4Biz	100.00	0.00	2892.74	278.13	0.52
2019-11-10	Digi4Biz	100.00	0.00	2499.13	286.00	0.73
2019-11-09	Digi4Biz	100.00	0.00	2461.43	293.69	0.86
2019-11-08	Digi4Biz	100.00	0.00	2658.40	276.85	0.69
2019-11-07	Digi4Biz	100.00	0.00	2518.71	275.61	0.61
2019-11-06	Digi4Biz	100.00	0.00	2375.01	279.39	0.68
2019-11-05	Digi4Biz	100.00	0.00	1331.30	271.57	0.84
2019-11-04	Digi4Biz	100.00	0.00	582.68	248.97	0.63
2019-11-03	Digi4Biz	100.00	0.00	660.47	281.98	1.06
2019-11-02	Digi4Biz	100.00	0.00	715.60	290.87	0.36
2019-11-01	Digi4Biz	100.00	0.00	699.67	291.67	0.83
2019-10-31	Digi4Biz	100.00	0.00	694.63	259.07	1.09
2019-10-30	Digi4Biz	100.00	0.00	616.51	260.80	1.18
2019-10-29	Digi4Biz	100.00	0.00	597.09	256.02	0.96
2019-10-28	Digi4Biz	100.00	0.00	777.51	266.11	1.10
2019-10-27	Digi4Biz	100.00	0.00	641.30	306.73	0.61
2019-10-26	Digi4Biz	100.00	0.00	553.31	285.37	1.62
2019-10-25	Digi4Biz	100.00	0.00	1110.20	266.61	0.71
2019-10-24	Digi4Biz	100.00	0.00	1194.62	271.85	0.13
2019-10-23	Digi4Biz	100.00	0.00	688.91	276.79	0.16
2019-10-22	Digi4Biz	100.00	0.00	654.67	275.46	0.21
2019-10-21	Digi4Biz	100.00	0.00	1358.51	460.29	0.21
2019-10-20	Digi4Biz	77.99	22.01	723.46	339.06	0.24
2019-10-19	Digi4Biz	100.00	0.00	586.34	317.12	0.30
2019-10-18	Digi4Biz	100.00	0.00	667.13	303.49	0.15
2019-10-17	Digi4Biz	42.43	57.57	640.97	291.74	0.16



**PRIVREDNA BANKA ZAGREB**

## 8. PIS Monthly – from daily average / PIS mjesečne vrijednosti – na osnovu dnevnih pokazatelja

_time	Com@net (ms)	Digical Mobile (ms)	Digical(ms)	Digi4Biz Mobile	Digi4Biz (ms)	PSD2 (ms)
2019-09	391.91	2650.35	1074.09			1085.79
2019-10	398.06	2661.81	1138.36	996.67	767.01	763.26
2019-11	401.86	2727.66	1277.99	1616.86	2673.36	713.10
2019-12	435.00	2867.15	1445.73	1551.54	2595.91	418.23

## 9. AIS Monthly – from daily average / AIS mjesečne vrijednosti – na osnovu dnevnih pokazatelja

_time	Com@net (ms)	Digical Mobile (ms)	Digical(ms)	Digi4Biz Mobile	Digi4Biz (ms)	PSD2 (ms)
2019-09	158.14	1283.53	905.06			919.39
2019-10	164.67	1304.58	960.71	350.47	295.77	840.03
2019-11	168.37	1248.40	903.99	316.58	283.94	655.96
2019-12	153.33	1259.91	1297.92	321.92	319.87	642.41

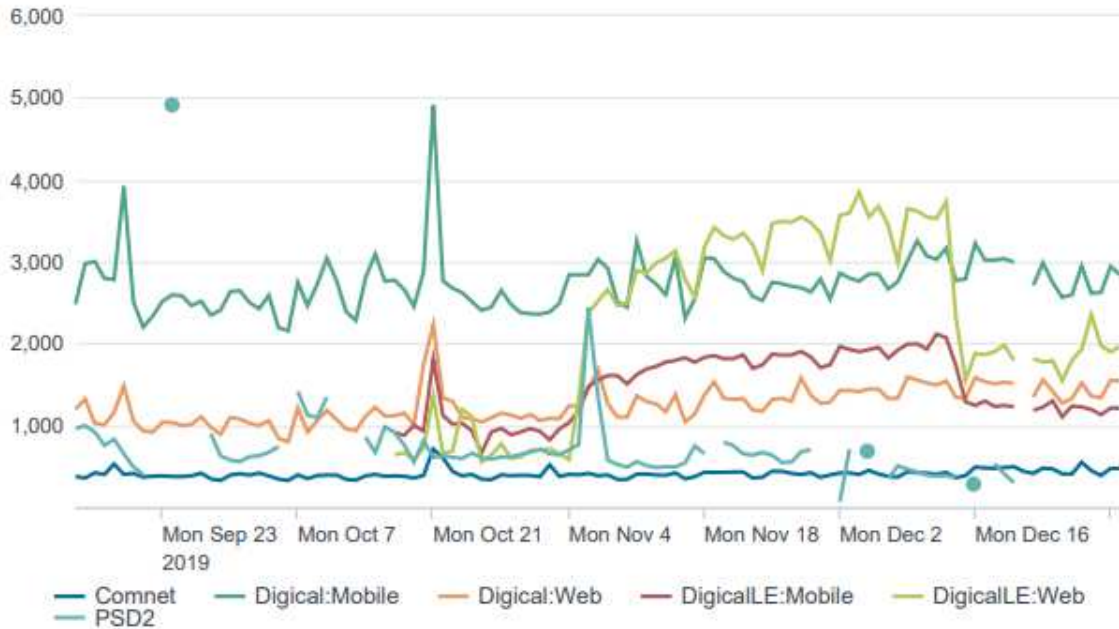
## 10. Monthly Error Rate - from daily average / Mjesečna stopa grešaka – na osnovu dnevnih pokazatelja

_time	Com@net (ms)	Digical Mobile (ms)	Digical(ms)	Digi4Biz Mobile	Digi4Biz (ms)	PSD2 (ms)
2019-09	0.02	0.03	0.05			0.00
2019-10	0.00	0.10	0.09	0.16	0.59	0.17
2019-11	0.01	0.06	0.39	0.14	0.38	0.19
2019-12	0.02	0.00	0.42	0.05	0.07	0.03



## 11. Daily average response time in ms / Prosječno dnevno vrijeme odziva u ms

PIS statistics by applications



AIS statistics by Applications

